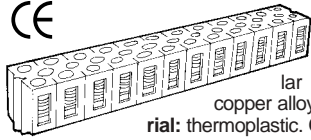


## 987 Series Deadfront Type Terminal Blocks



Rated 600 volts, 50 amps. **Screws:** 10-32 steel, nickel plated. **Terminal type:** tubular clamp. **Terminal contacts:** copper alloy, nickel plated. **Molded material:** thermoplastic. **Color:** natural.

File No. E47811

File No. LR19766

Mfr.'s Type	Terminals		Length (in.)	AWG Range	Features	1-9	10-50
	No.	Spacing (in.)					
0987RZTC02	2	.475	.95	#24-8	Pressure Contact	4.57	3.88
0987RZTC04	4		1.90			9.20	7.82
0987RZTC06	6		2.85			13.19	11.21
0987RZTC08	8		3.80			17.58	14.94
0987RZTC10	10		4.75			21.98	18.68
0987RZTC12	12		5.70			26.24	22.31

## Kulka® Screw and Nut Torque Guide

Recommended tightening torque in inch-pounds.

Nominal Thread Size	for Screw Type Terminal Boards	for Stud & Nut Type Terminal Boards
0-80	.5	—
1-64	—	1.2
2-56	1.6*	—
4-40	—	4*
5-40	4.8*	6*
6-32	9.6*	12*
8-32	16*	20*
10-32	20	25
12-32	25	—
¼-28	30	38

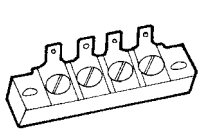
\* Installation torque from MIL-T-55164, general specifications for terminal boards. Some products may have different recommended tightening torques.

Marathon

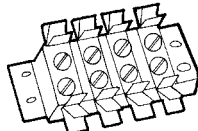
Terminal Blocks

## Accessories

### Kulka® Kliptite™ Quick Connect Tab Terminations



One Side Tabs



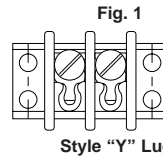
Two Side Tabs

	Fig. 1		Fig. 4
	Fig. 2		Fig. 5
	Fig. 3		Fig. 6

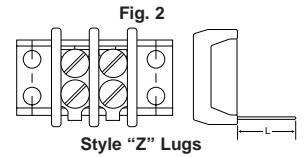
Self-locking, quick-connect tabs for Kulka's terminal blocks accept standard female wire terminals. Ideal for vending machines, appliances, or any application that requires a positive, yet quick disconnect termination. **Tab material:** brass, electro-tin plated.

Mfr.'s Type	Fig.	Tab Width (in.)	For Series	Pkg. Qty.	Per Pkg.
KT19	4	.187	600, 600A & 670A	100	21.67
KT20	5				
KT21	6				
KT34	1	.187	599	100	10.00
KT35	2				
KT46	4	.250	699	100	21.67
KT47	5				
KT48	6				
KT52	1				
KT54	3				
KT55	4	.250	602 & 672	100	21.67
KT57	6				
KT75	6	.250	812	100	21.67
KT81	3				

### Solder Terminal Lugs for 600 & 602 Series Terminal Blocks



Style "Y" Lugs



Style "Z" Lugs

**Material:** Brass **Finish:** Electro-tin plated

Mfr.'s Type	Fig.	Length "L" (in.)	For Series	Pkg. Qty	Per Pkg. 1-9
600Y	1	.31	600	100	21.66
600Z	2	.62	600		21.66
602Y	1	.49	602		25.00
602Z	2	.60	602		46.67

### Jumpers

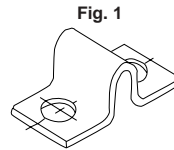


Fig. 1

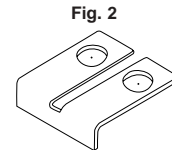


Fig. 2

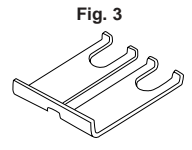


Fig. 3

For single and double row flat mount thermostet terminal blocks. **Material:** brass **Finish:** nickel plate.

Mfr.'s Type	Fig.	Terminals	Pkg. Qty.	Per Pkg.	
				1-9	10+
410/411J	1	2	100	10.00	6.67
600J				25.00	8.33
601J				25.00	8.33
602J				25.00	13.33
603J				30.00	15.00

Mfr.'s Type	Fig.	Terminals	Each		
			1-24	25-125	
600RJ02	2	2	1.39	1.11	
600RJ04		4	1.79	1.43	
600RJ06		6	2.80	2.24	
600RJS02	3	2	1.84	1.47	
600RJS04		4	2.66	2.13	
600RJS06		6	3.77	3.02	
600RJS08		8	4.39	3.51	
600RJS10		10	5.28	4.22	
600RJS12		12	5.55	4.44	
600RJS14		14	6.09	4.87	
600RJS22		22	7.72	6.18	
601RJS02		3	2	1.84	1.47
601RJS03			3	2.33	1.86
601RJS04	4		2.66	2.13	
601RJS05	5		2.95	2.36	
601RJS06	6		3.77	3.02	
601RJS07	7		4.00	3.20	
601RJS08	8		4.39	3.51	
601RJS10	10		5.28	4.22	
601RJS12	12		5.55	4.44	
601RJS20	20		7.30	5.84	
601RJS23	23		8.00	6.40	

**MARATHON Is Quality.**