

REV.	ECN Number	Description	Drawn
1	CS17110062	RELEASE	XPG_2017.11.21
2	E18120025	Modify Packing	SJ_2018.12.21
3	E19070005	Modify Dim. C Tolerance	Peak_2019.07.04
④	E22020008	Add Packing Code "R"	Jesse_2021.12.22

NOTES:

- DIMENSION SHALL BE INTERPRETED PER ANSI Y14.5M-1994.
- MATERIAL:
HOUSING: HIGH TEMPERATURE PLASTICS, NATURAL, UL 94V-0.
CONTACT: PHOSPHOR BRONZE.
CILP: COPPER ALLOY.
- ELECTRICAL SPECIFICATION:
CONTACT RESISTANCE: 30 m ohms MAX. INITIAL.
INSULATION RESISTANCE: 100M ohms MIN.
DIELECTRIC WITHSTANDING VOLTAGE: 500V AC
CURRENT RATING: 1.0A.
- MECHANICAL SPECIFICATION:
INSERTION FORCE: 150g MAX. PER PIN.
WITHDRAW FORCE: 30g MIN. PER PIN.
DURABILITY: 20 CYCLES MIN.
- OPERATING TEMPERATURE: -40°C To +85°C.
- PRODUCT NUMBER MATRIX:

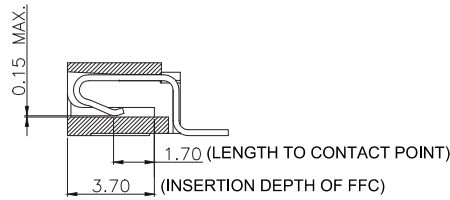
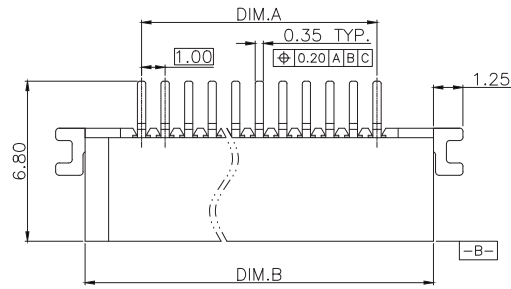
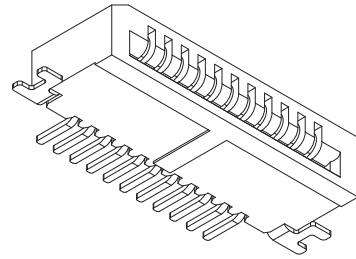
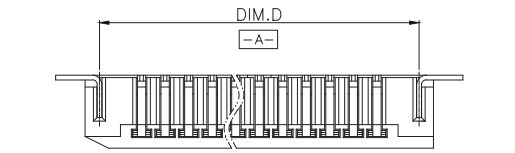
FB35-XXN0-XXH

FPC/FFC Series Code
1.00 Pitch
R/A SMT
PIN No.
3.3PIN--30:30PIN
N:No Lock
0:Without Locating Peg

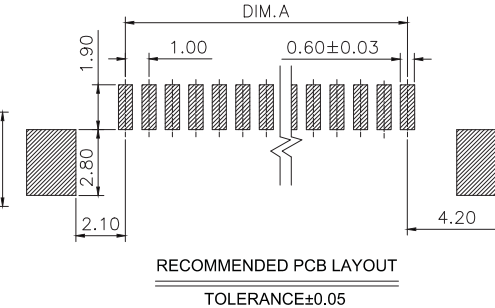
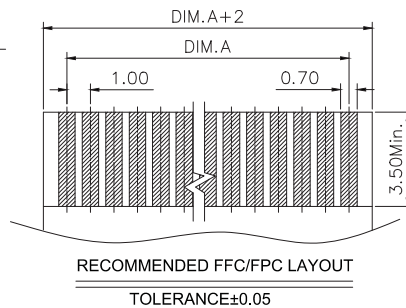
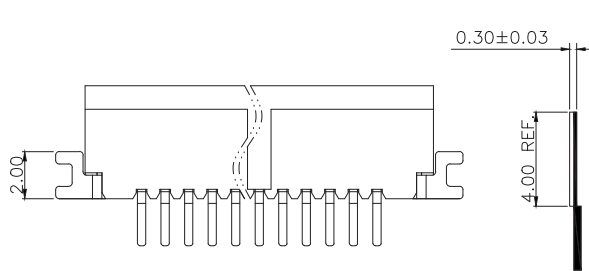
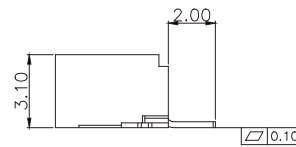
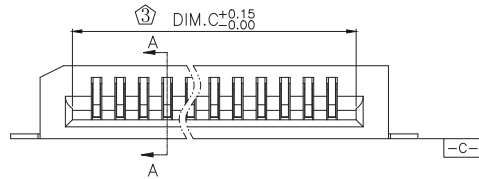
Packing ④
H:Halogen free
Plating
S:HOT SEALING REEL
R:REEL

Definition	Code
⊙ Matte Tin plated	A
⊙ Bright Tin plated	V
⊙ Gold plated over all	
⊙ Duplex plated	

Flash	B	1u"	R	3u"	C	5u"	M	10u"	N	15u"	P
5u"	D	10u"	E	15u"	F	20u"	Q	25u"	T	30u"	U
20u"	G	25u"	H	30u"	J	⊙ All plated is lead free.					



SECTION A-A
SCALE 1:1



CKT	DIM.A	DIM.B	DIM.C	DIM.D	CKT	DIM.A	DIM.B	DIM.C	DIM.D
3	2.00	6.80	4.05	5.58	17	16.00	20.80	18.05	19.58
4	3.00	7.80	5.05	6.58	18	17.00	21.80	19.05	20.58
5	4.00	8.80	6.05	7.58	19	18.00	22.80	20.05	21.58
6	5.00	9.80	7.05	8.58	20	19.00	23.80	21.05	22.58
7	6.00	10.80	8.05	9.58	21	20.00	24.80	22.05	23.58
8	7.00	11.80	9.05	10.58	22	21.00	25.80	23.05	24.58
9	8.00	12.80	10.05	11.58	23	22.00	26.80	24.05	25.58
10	9.00	13.80	11.05	12.58	24	23.00	27.80	25.05	26.58
11	10.00	14.80	12.05	13.58	25	24.00	28.80	26.05	27.58
12	11.00	15.80	13.05	14.58	26	25.00	29.80	27.05	28.58
13	12.00	16.80	14.05	15.58	27	26.00	30.80	28.05	29.58
14	13.00	17.80	15.05	16.58	28	27.00	31.80	29.05	30.58
15	14.00	18.80	16.05	17.58	29	28.00	32.80	30.05	31.58
16	15.00	19.80	17.05	18.58	30	29.00	33.80	31.05	32.58



ShenZhen ShenTai weixiang Electronics Co., Ltd.

TOLERANCE UNLESS OTHERWISE SPECIFIED				SCALE 1:1	ORIGINAL DRAWN: Jesse Lu	DATE 2021.12.22	DWG. NO. 600-0000-0341	TITLE FB35 CUSTOMER DRAWING	REV. 4
X.X	±0.30	X.°	±3°	UNIT mm	CHECK: Wolfe Liu	DATE 2021.12.22	PARTS NO. (INTENDED USE)	FB35-XXN0-XXH	SHEET 1/1
X.XX	±0.20	X.X°	±2°	SIZE A4	APPROVE: Wolfe Liu	DATE 2021.12.22			
X.XXX		X.XX°	±1°						