



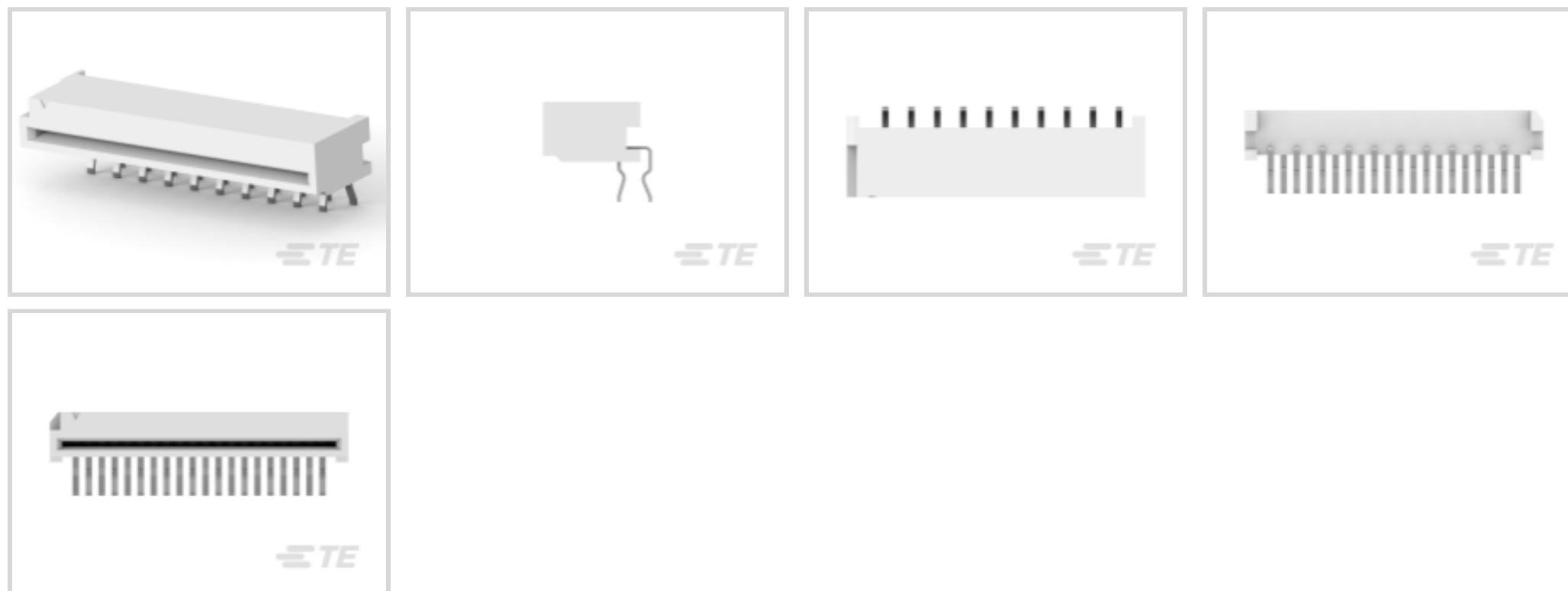
FPC

TE Internal #: 2-84533-0

1.25 mm [.049 in] Centerline, Non ZIF, Right Angle, Through Hole - Solder, Tin, 20 Position, FPC Connectors

[View on TE.com >](#)

Connectors > PCB Connectors > Wire-to-Board Connectors > FFC, FPC & Ribbon Connectors > FPC Connectors



Centerline (Pitch): 1.25 mm [.049 in]

Mating Retention Type: **Non ZIF**

PCB Mount Orientation: **Right Angle**

Contact Mating Location: **Top**

Termination Method to PCB: **Through Hole - Solder**

**Features**

**Product Type Features**

PCB Connector Assembly Type	PCB Mount Receptacle
Connector Product Type	Connector Assembly
Connector System	Flex-to-Board
Connector & Contact Terminates To	Flexible Printed Circuit (FPC)

**Configuration Features**

Compatible With Wire & Cable Type	FFC, FPC
Number of Rows	1
PCB Mount Orientation	Right Angle
Number of Positions	20

**Electrical Characteristics**

Operating Voltage	50 VAC
-------------------	--------

**Body Features**

Primary Product Color	White
-----------------------	-------

**Contact Features**

PCB Contact Termination Area Plating Material Thickness	.8 $\mu\text{m}$ [31.49 $\mu\text{in}$ ]
Contact Layout	Staggered Type A
Contact Type	Socket
Contact Mating Area Plating Material Thickness	.8 $\mu\text{m}$ [31.49 $\mu\text{in}$ ]
PCB Contact Termination Area Plating Material Finish	Bright
Contact Shape & Form	Single Beam
Contact Mating Area Plating Material Finish	Bright
PCB Contact Termination Area Plating Material	Tin
Contact Base Material	Phosphor Bronze
Contact Current Rating (Max)	1 A
Contact Mating Location	Top
Contact Mating Area Plating Material	Tin

#### Termination Features

Termination Post & Tail Length	3.2 mm[.126 in]
Termination Method to PCB	Through Hole - Solder

#### Mechanical Attachment

Mating Alignment	With
PCB Mount Alignment	With
PCB Mount Retention	With
PCB Mount Retention Type	Kinked Solder Tails
Connector Mounting Type	Board Mount
Mating Retention Type	Non ZIF

#### Housing Features

Housing Material	PBT GF
Centerline (Pitch)	1.25 mm[.049 in]

#### Dimensions

Connector Length	28.75 mm[1.132 in]
Accepts Flex Cable Thickness	.3 mm[.012 in]
Connector Height	4.8 mm[.189 in]
Connector Width	8.8 mm[.346 in]
PCB Thickness (Recommended)	1.6 mm[.063 in]

#### Usage Conditions



Operating Temperature Range	-40 – 85 °C[-40 – 185 °F]
-----------------------------	---------------------------

**Operation/Application**

Circuit Application	Signal
---------------------	--------

**Identification Marking**

Circuit Identification Feature	With
--------------------------------	------

**Packaging Features**

Packaging Quantity	110
Packaging Method	Tray

**Product Compliance**

[For compliance documentation, visit the product page on TE.com>](#)

EU RoHS Directive 2011/65/EU	Compliant
EU ELV Directive 2000/53/EC	Compliant
China RoHS 2 Directive MIIT Order No 32, 2016	No Restricted Materials Above Threshold
EU REACH Regulation (EC) No. 1907/2006	Current ECHA Candidate List: JUNE 2024 (241) Candidate List Declared Against: JUNE 2024 (241) Does not contain REACH SVHC
Halogen Content	Not Low Halogen - contains Br or Cl > 900 ppm.
Solder Process Capability	Wave solder capable to 265°C

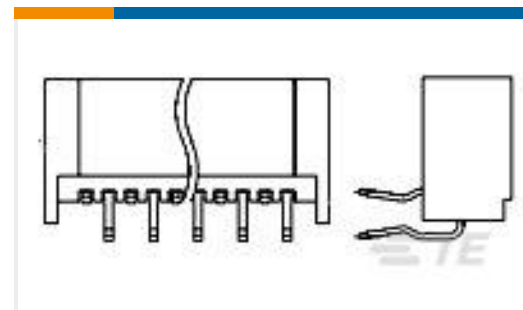
Product Compliance Disclaimer

This information is provided based on reasonable inquiry of our suppliers and represents our current actual knowledge based on the information they provided. This information is subject to change. The part numbers that TE has identified as EU RoHS compliant have a maximum concentration of 0.1% by weight in homogenous materials for lead, hexavalent chromium, mercury, PBB, PBDE, DBP, BBP, DEHP, DIBP, and 0.01% for cadmium, or qualify for an exemption to these limits as defined in the Annexes of Directive 2011/65/EU (RoHS2). Finished electrical and electronic equipment products will be CE marked as required by Directive 2011/65/EU. Components may not be CE marked. Additionally, the part numbers that TE has identified as EU ELV compliant have a maximum concentration of 0.1% by weight in homogenous materials for lead, hexavalent chromium, and mercury, and 0.01% for cadmium, or qualify for an exemption to these limits as defined in the Annexes of Directive 2000/53/EC (ELV). Regarding the REACH Regulation, the information TE provides on SVHC in articles for this part number is based on the latest European Chemicals Agency (ECHA) 'Guidance on requirements for substances in articles' posted at this URL: <https://echa.europa.eu/guidance-documents/guidance-on-reach>

**Compatible Parts**




TE Part # 2-84534-0  
1.25MM FFC POST PLATED V 20P



TE Part # 2-1734803-0  
FPC Non Zif 1.25mm 20P R/A

## Customers Also Bought



TE Part #292253-2  
CT CONN MT HDR ASSY H 2P NAT



TE Part #1623292-1  
CRG0805 1% 8K2



TE Part #5223986-1  
UPM KEYED GUIDE MODULE



TE Part #9-1415006-1  
RTH34012



TE Part #969973-6  
2x6P HV100 REC. CON, SMD, GOLD, BLISTER



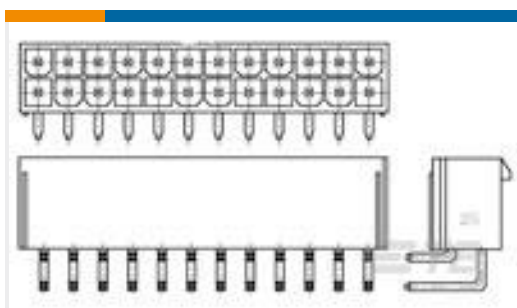
TE Part #7-1625892-0  
3W SM M/OX 5% 6R8




TE Part #1623251-1  
CRG0805 1% 560K



TE Part #4-2176371-4  
RQ 0603 13K 0.1% 10PPM 5K RL



TE Part #2-1586042-2  
22P VAL-U-LOK R/A HDR V0



TE Part #2355005-2  
Honeywell Shield Frame

## Documents

### Product Drawings

[1.25MM FFC POST PLATED H 20P](#)

English

### CAD Files

[Customer View Model](#)

[ENG\\_CVM\\_CVM\\_2-84533-0\\_E.2d\\_dxf.zip](#)

English

[3D PDF](#)



3D

Customer View Model

[ENG\\_CVM\\_CVM\\_2-84533-0\\_E.3d\\_igs.zip](#)

English

Customer View Model

[ENG\\_CVM\\_CVM\\_2-84533-0\\_E.3d\\_stp.zip](#)

English

By downloading the CAD file I accept and agree to the [Terms and Conditions](#) of use.

---

## Datasheets & Catalog Pages

[FPC Connector Family](#)

English

[1-1773959-7-FPC-Connectors-CN](#)

English

---

## Product Specifications

[Product Specification](#)

English