







A. Style

	Name					
						
Frequency - VHF 30-512 MHz	- Band (L1 1575.42 MHz) - Dual-band (L1/L2 1227/1575 MHz) - Iridium - Globalstar	- VHF 30-512 MHz	- Range up to 6 GHz - Multi-band	- 2.4-2.5 GHz - 4.8-4.94 GHz - 5.725-5.875 GHz - Multi-band	- 380-500 MHz (bandwidth 30-50 MHz) - VHF/UHF/LTE800	
Construction - Water resistant up to 20 m - Blade assembly - Bidirectional blade assembly - Stainless steel tape material covered with Mil-STD shrink tubing	- Low profile stubby - Quadrifilar element (stubby) - Ceramic patch	- Molded or over-molded TPU material - UV, oil, fuel, and fungus resistant - Good abrasion resistance - Good impact strength - Stainless steel cable - Flexible, 20 m immersible rugged whip	- UV resistant PC material - Thick monopole/dipole radiating element - Dipole array radiating element - Printed, filar technology - Flexible - Stainless steel spring mount base - Spring breakaway joint	- Mid to high gain - Reinforced Base - Radome - PCB element - Type N connector standard - UV resistant PC material	- Ultra rugged antennas - Molded or over-molded TPU material - UV, oil, fuel, and fungus resistant	
Applications - Tactical Radio - Communication - Jamming	- Global Positioning	- Tactical Radio - Communication - Jamming	- Communication - Jamming - Satcom Ground Vehicle (SUGV)	- Point-to-Multipoint - Mesh Network	- Tetra/Tetrapol/Public Safety - Homeland Security - Police/Firefighter - Gvt Agencies (FEMA, CIA)	
Additional Options - With or without gooseneck - Choice of connectors - Molded or over-molded - Size vs. power, and/or connector, matching network	- Passive or active - Custom LNA gain - With or without SAW filter (out of band rejection) - With Cable Assemblies - With RF Gooseneck - Custom marking*	- Choice of connectors - Molded or over-molded - Custom marking* - Mating interface with radio - Size vs. power, and/or connector, matching network	- Choice of connectors - Finish (Matte Black, Nato Green, Desert tan) - Custom markings* - Size vs. power and/or connector - Frequency bands - Min. or no ground plane	- Choice of connectors - With Cable Assemblies - With or w/o mounting bracket - Custom Radome colors - Ruggedized	- Choice of connectors - Ultra rugged: - Length: 45-90 mm for single band, 230 mm for multi-band - Input: contact or coaxial - Custom marking* - Multi-band	

*Custom markings can include but are not limited to logo, part number, and date code

B. Applications

Type				
Handheld - Typical power < 10 W - Blade assembly with & without gooseneck - Over-molded and molded whip - 2 m & 20 m immersion	Manpack/Man portable - Typical power 20 W - Blade assembly with or without gooseneck - 2 m & 20 m immersion	Vehicular - Manned and unmanned vehicle - Typical power 50 W - Breakaway joint	Small Form Factor - Receiving only (GPS) or low power (< 2 W) - Portable devices - Rugged design for severe environmental conditions	Custom/Other - Switched beams array - Built to print mfg - Test & measurement services

C. Physical Characteristics

Frequency <i>Measured in MHz/GHz</i>	Power (W) <i>Measured in Watts</i>	Construction/ Characteristics
Weight <i>Measured in oz/grams</i>	Length <i>Measured in in/mm</i>	Part Number



Name	Type					Frequency (MHz/GHz)	Power(w)	Construction/Characteristics	Weight (oz/g)	Length (in/mm)	Part Number
	Handheld	Manpack/Man portable	Vehicular	Small Form Factor	Custom/Other						
Flexible Blade	■					30 - 90 MHz	16	With gooseneck	9	48.8	MD05-029*
		■				30 - 108 MHz	16	With gooseneck	9.5	48.77	MD08-017*
	■	■				30 - 512 MHz	16	With gooseneck	7.05	20	MD09-011*
	■					30 - 88 / 225 - 512 MHz	8	-	6	20	MD09-012*
		■				30-512 MHz	20	With gooseneck	12	49	MD11-039*
		■				30-512 MHz	20	With gooseneck	7.5	20	MD11-049*
		■				30-512 MHz	20	-	3.9	21.65	MD11-052*
		■				30-512 MHz	20	With gooseneck	8.5	20	MD12-012*
		■				30-108 MHz	20	With gooseneck	10.5	45	MD12-017*
					■	TBD	1-20	With gooseneck	-	-	Custom
Stubby or Patch for GPS	■	■		■		1575.42 MHz	NA	L1 Active antenna mounted on gooseneck	4	7.75	MD11-016
	■			■		1575.42 MHz	NA	L1 Active antenna/ SMA mount	1.06	1.75	R380300013
	■			■		1575.42 MHz	NA	L1 Passive antenna/ SMA mount	1.06	1.75	R380300014
	■			■		1575.42 MHz	NA	L1 High Gain active antenna/SMA mount	0.9	1.3	R380300018
	■	■				1227/1575 MHz	-	Direct mount or gooseneck	TBD	-	Custom*
Whip	■					225 - 400 MHz	8	Over-molded	2.5	10 (±0.25)	MD05-040*
	■					200 - 450 MHz	8	Over-molded	2.9	9.5 (±0.25)	MD05-055*
	■					225 - 450 MHz	8	Over-molded	4	10	MD07-030*
	■	■				30 - 512 MHz	20	Molded	3.9	13 (±0.25)	MD08-031*
	■					136-174 MHz	8	Over-molded	3	13 (±0.25)	MD10-003
	■					30-512 MHz	8	Over-molded	3.9	13 (±0.25)	MD10-004
				■	TBD	-	-	-	TBD	Custom*	
Thick Monopole and Dipole			■	■		30 - 512 MHz	50	Quasi ground plane independent/4 in Ø.	275	57.5	R380990010
			■	■		225 - 520 MHz	>100	Ground plane independent/4 in Ø	146	30.75	R380000800
			■	■		470 - 700 MHz	>100	Ground plane independent/2.4 in Ø	141	32	MD11-050*
			■	■		700 - 2500 MHz	>100	Ground plane independent/2.4 in Ø	141	800	R380999009
		■	■	■		2.4-2.5 GHz	2	6 dBi array/breakaway joint/0.86 in Ø	11	16	R380500232
		■	■	■		2.4-2.5/4.9-5.9 GHz	2	2/6 dBi array/breakaway joint/0.86 in Ø	4	8	R380900200
		■	■	■		2.4-2.5 GHz	2	3 dBi/Blade Mast/Elevated Antenna	7.1	34	R380500234
	■			■		2.4-2.5 GHz	2	2 dBi/stubby dipole reverse SMA	0.35	2.42	R380500125
	■			■		2.4-2.5 GHz	2	2 dBi/stubby dipole reverse SMA	0.35	2.42	R380500127
	■			■		2.4-2.5 GHz	2	3 dBi/Flexible dipole SMA	-	4.72	R380500140
					-	-	-	-	-	Custom*	
Collinear array				■		2.4-2.5 GHz	20	6 dBi/Type N/UV stabilized Radome	5.5	11.7	MD11-029
				■		5.725-5.875 GHz	20	6 dBi/Type N/UV stabilized Radome	4.5	6.7	MD11-035
				■		4.8-4.94 GHz	20	6 dBi/Type N/UV stabilized Radome	5	7.2	MD11-037
				■		2.4-2.5/4.9-5.9 GHz	20	6 dBi/Type N/UV stabilized Radome	4.04	8	R380900200
				■	■	TBD	TBD	TBD	TBD	-	Custom*
PMR/LMR	■					136-174/380-520/760-870 MHz	-	SMA female/Molded sleeve/Whip	2.3	9	MD12-052
	■					380-430 MHz	-	Custom pin/Over-molded/Helical whip	-	<3.6	Multiple*
	■					TBD	-	TBD	-	-	Custom*

*Antenna is ITAR



Antennas



area offices
local contacts

Our most important connection is with you.™

It's not just a slogan. It's a statement of our earnest desire to put you at the forefront of all our business practices. As part of Radiall's mission to be available and accessible, we make it a priority to have local offices around the globe ready and able to assist you – wherever you are, whenever you need us.

Europe

	ADDRESS	PHONE	FAX	EMAIL
FINLAND	Radiall Finland PO Box 202 - 90101 Oulu	+358 407522412		infofi@radiall.com
FRANCE	Radiall SA 101 Rue Philibert Hoffmann 93116 Rosny Sous Bois	+33 1 49 35 35 35	+33 1 49 35 35 14	infofr@radiall.com
GERMANY	Radiall GmbH Carl-Zeiss Str.10 Carl-Zeiss-Strasse 10 D63322 Rödermark	+49 60 74 91 07 0	+49 60 74 91 07 10	infode@radiall.com
ITALY	Radiall Elettronica S.R.L Via della Resistenza 113 - 20090 Buccinasco Milano	+39 02 48 85 121	+39 02 48 84 30 18	infoit@radiall.com
NETHERLANDS	Radiall Nederland BV Hogebrinkerweg 15b - 3871 KM Hoevelaken	+31 33 253 40 09	+31 33 253 45 12	infofl@radiall.com
SWEDEN	Radiall AB Sjöängsvägen 2 - SE - 192 72 Sollentuna	+46 8 444 34 10	+46 8 754 49 16	infosw@radiall.com
UNITED KINGDOM	Radiall Ltd Ground Floor 6 The Grand Union Office Park Packet Boat Lane UXBRIDGE Middlesex UB8 2GH United Kingdom	+44 (0)1895 425000	+44 (0)1895 425010	infouk@radiall.com

Asia

	ADDRESS	PHONE	FAX	EMAIL
CHINA	Shanghai Radiall Electronics CO, Ltd N° 390 Yong He Rd SHANGHAI 200072 P.R.C	+86 21 66523788	+86 21 66521177	infozh@radiall.com
HONG KONG	Radiall Electronics (Asia) Ltd Flat D, 6/F, Ford Glory Plaza, 37-39 Wing Hong Street - Cheung Sha Wan - Kowloon - Hong Kong	+852 29593833	+852 29592636	infohk@radiall.com
INDIA	Radiall India Pvt. Ltd 25.D.II phase Peenya Industrial Area. Bangalore-560058	+91 80 23720989	+91 80 28397228	infoin@radiall.com
JAPAN	Nihon Radiall Shibuya-Ku Ebisu 1-5-2, Kougetsu Bldg 405 - Tokyo 150-0013	+81 3 34406241	+81 3 34406242	infojp@radiall.com

Americas

	ADDRESS	PHONE	FAX	EMAIL
USA & CANADA	Radiall USA, Inc. 8950 South 52nd Street Ste 401 Tempe, AZ 85284	+1 480-682-9400	+1 480-682-9403	infosua@radiall.com

Also Represented In...

AUSTRALIA	AUSTRIA	BELGIUM	BRAZIL	CZECH REPUBLIC	DENMARK	ESTONIA	GREECE	HUNGARY	INDONESIA	ISRAEL	KOREA	LATVIA	LITHUANIA
MALAYSIA	NORWAY	PHILIPPINES	POLAND	PORTUGAL	RUSSIA	SINGAPORE	SPAIN	SWITZERLAND	TAIWAN	THAILAND	VIETNAM	SOUTH AFRICA	

D2L003TE 2013-1

www.radiall.com

Radiall Navigator™

Radiall Navigator™ is a tool designed to assist our partners and customers that provides sharing information about Radiall products as easy as possible in one single document.

With this in mind, we have created Radiall Navigator as a supplemental guide to information available in our catalogs and on our website (www.radiall.com). We recognize that time is a very limited and valuable asset. We are confident that Radiall Navigator will help users understand our products, terminologies, and references better.

Radiall's Vision Statement

Connectivity has a profound and dramatic impact on the lives of people throughout the world. Because of advancements in technology, our lives are more convenient, more secure, more enjoyable and richer than ever. The speed of data enables communication in the most remote areas so people can reach all corners of the globe, allows for important defense and security, and facilitates space exploration. But technology doesn't just happen. It starts in the mind with ideas, making connections never considered in ways that nobody dreamed possible. Seeing the future in ways previously unimagined is the act of innovation and it begins with people – the inventors, the dreamers, the pioneers and the engineers – enriching the lives of billions. At Radiall, we have one single, solitary mission; Empower the people that enrich our lives. Enable their innovation by providing reliability and repeatability. Give them useful information and provide them with valuable guidance when determining the best course for success. We don't invent the future, we enable it. We inspire innovation, we embrace challenges, we challenge the conventional and we collaborate with you to succeed. At Radiall, we're proud to say – Our most important connection is with you.



Mouser Electronics

Authorized Distributor

Click to View Pricing, Inventory, Delivery & Lifecycle Information:

Radial:

[MD11-049](#) [MD11-052](#) [MD11-006](#) [MD11-025](#) [MD11-032](#) [MD05-029](#) [MD05-040](#) [MD05-055](#) [MD06-004](#) [MD06-006](#)
[MD07-030](#) [MD08-017](#) [MD08-031](#) [MD09-012](#) [MD10-004](#) [MD12-012](#)