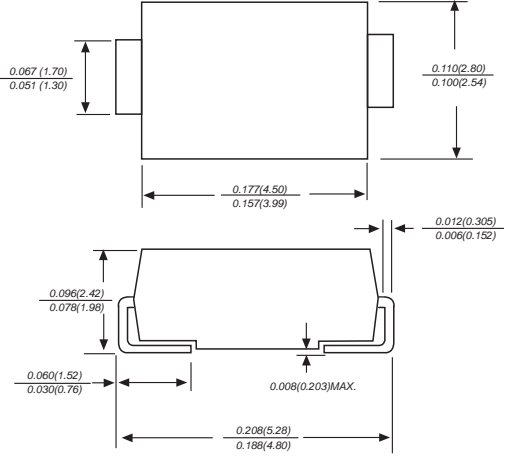


<p>SMA</p>  <p style="text-align: center;"><i>Dimensions in inches and (millimeters)</i></p>	<p style="text-align: center;">FEATURES</p> <ul style="list-style-type: none"> ◆ The plastic package carries Underwriters Laboratory Flammability Classification 94V-0 ◆ For surface mounted applications ◆ Low reverse leakage ◆ Built-in strain relief, ideal for automated placement ◆ High forward surge current capability ◆ High temperature soldering guaranteed: 250°C/10 seconds at terminals
<p>MECHANICAL DATA</p> <p>Case: JEDEC SMA molded plastic body Terminals: leads solderable per MIL-STD-750, Method 2026 Polarity: Color band denotes cathode end Mounting Position: Any Weight: 0.002 ounce, 0.07 grams</p>	

MAXIMUM RATINGS AND ELECTRICAL CHARACTERISTICS

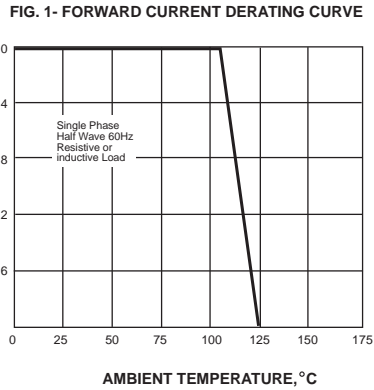
Ratings at 25°C ambient temperature unless otherwise specified.
 Single phase half-wave 60Hz, resistive or inductive load, for capacitive load current derate by 20%.

Catalog Number	SYMBOLS	SS34	UNITS
Maximum repetitive peak reverse voltage	V_{RRM}	40	VOLTS
Maximum RMS voltage	V_{RMS}	28	VOLTS
Maximum DC blocking voltage	V_{DC}	40	VOLTS
Maximum average forward rectified current at T_L (see fig.1)	$I_{(AV)}$	2.5	Amps
Peak forward surge current 8.3ms single half sine-wave superimposed on rated load (JEDEC Method)	I_{FSM}	100.0	Amps
Maximum instantaneous forward voltage at 3.0A	V_F	0.55	Volts
Maximum DC reverse current $T_A=25^\circ\text{C}$ at rated DC blocking voltage $T_A=100^\circ\text{C}$	I_R	0.5 20	mA
Typical junction capacitance (NOTE 1)	C_J	500	pF
Typical thermal resistance (NOTE 2)	$R_{\theta JA}$	55.0	°C/W
Operating junction temperature range	T_J	-65 to +125	°C
Storage temperature range	T_{STG}	-65 to +150	°C

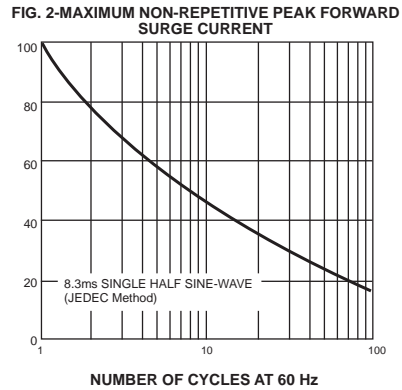
Note: 1. Measured at 1MHz and applied reverse voltage of 4.0V D.C.
 2. P.C.B. mounted with 0.2x0.2" (5.0x5.0mm) copper pad areas

RATINGS AND CHARACTERISTIC CURVES

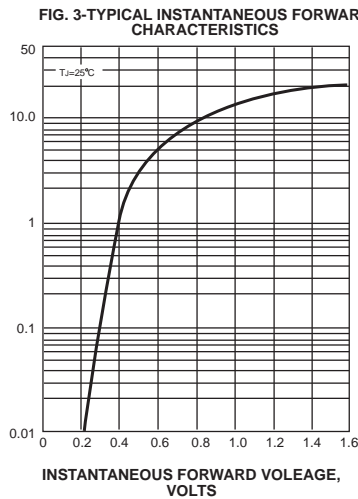
AVERAGE FORWARD RECTIFIED CURRENT, AMPERES



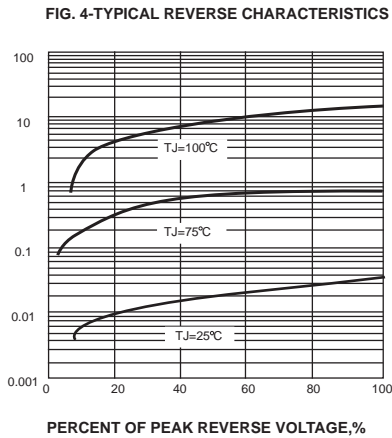
PEAK FORWARD SURGE CURRENT, AMPERES



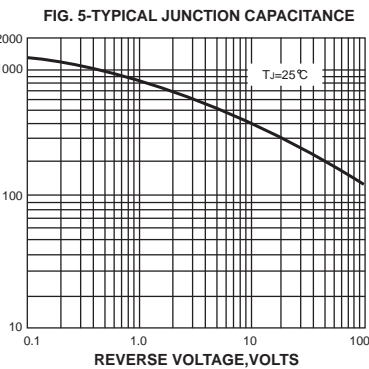
INSTANTANEOUS FORWARD CURRENT, AMPERES



INSTANTANEOUS REVERSE CURRENT, MILLIAMPERES



JUNCTION CAPACITANCE, pF



TRANSIENT THERMAL IMPEDANCE, °C/W

