

# Datasheet of SAW Duplexer 1814 Band1 Unbalanced

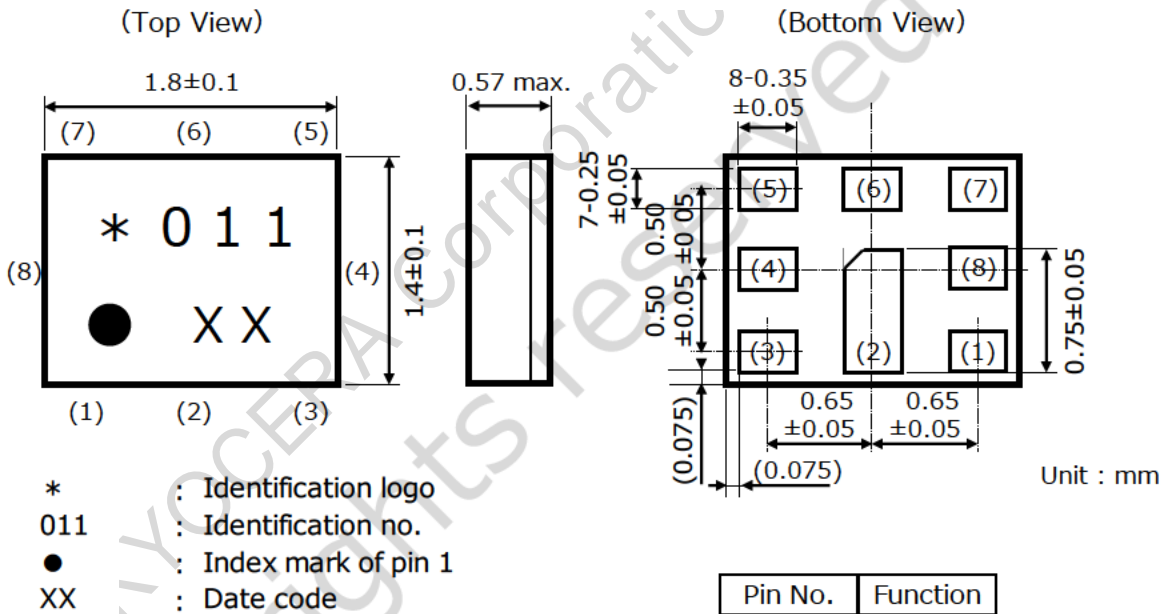
KYOCERA Part No. : SD18 1950R8UUQ1

KYOCERA Corporation  
All rights reserved

### Rating

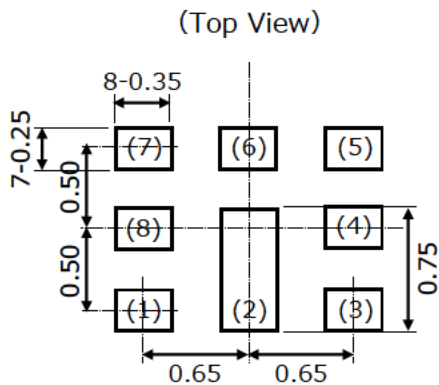
Items	Rating	Unit	Note
Operating Temperature Range	-30 to +85	deg.C	
Storage Temperature Range	-40 to +85	deg.C	
Max Input Power (Tx port)	+29	dBm	5,000hours, Ta=50deg.C, CW
Tx Port Nominal Impedance	50//7.5nH	ohm	Unbalance
Ant. Port Nominal Impedance	50//3.3nH	ohm	Unbalance
Rx Port Nominal Impedance	50	ohm	Unbalance

### Dimensions

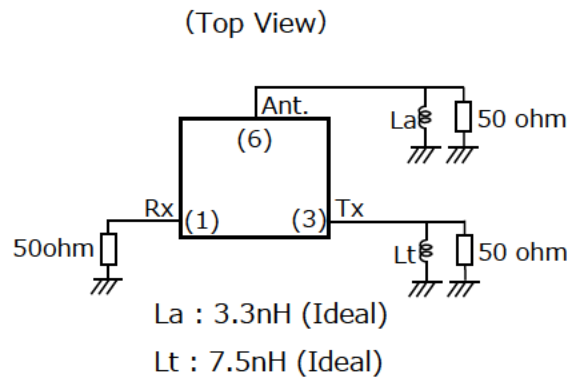


Pin No.	Function
(1)	Rx
(3)	Tx
(6)	Ant.
Others	GND

### Recommendable Land Pattern



### Measurement Circuit

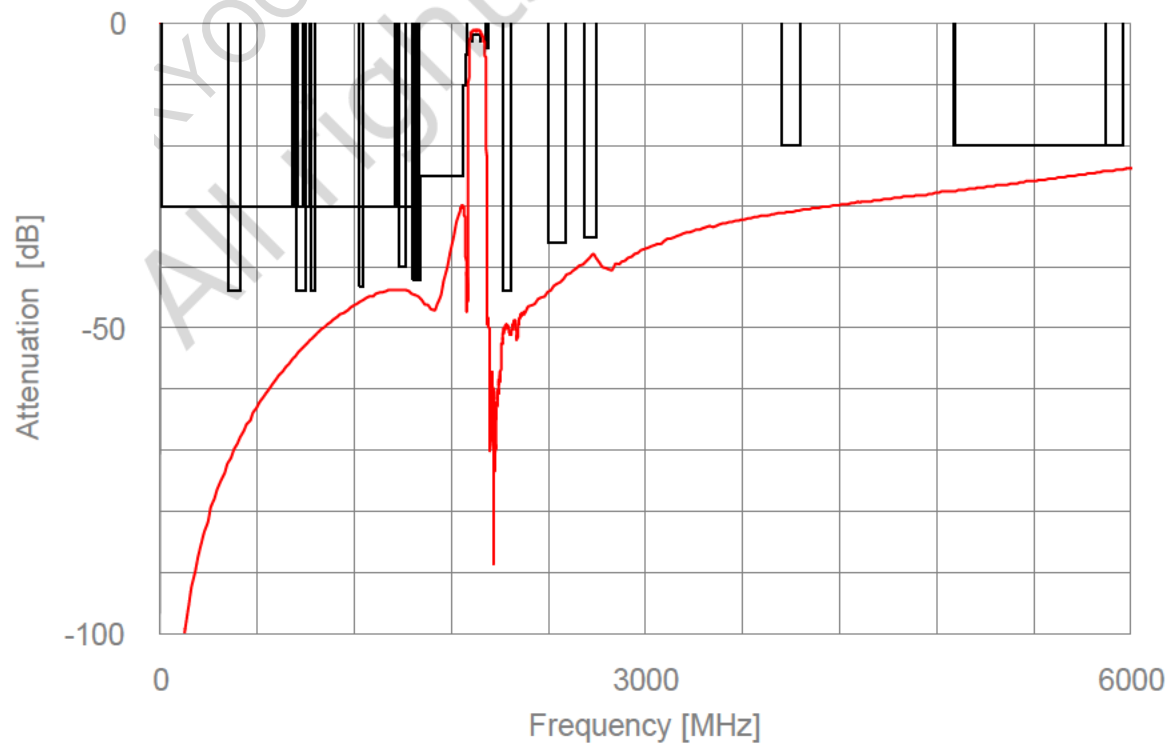
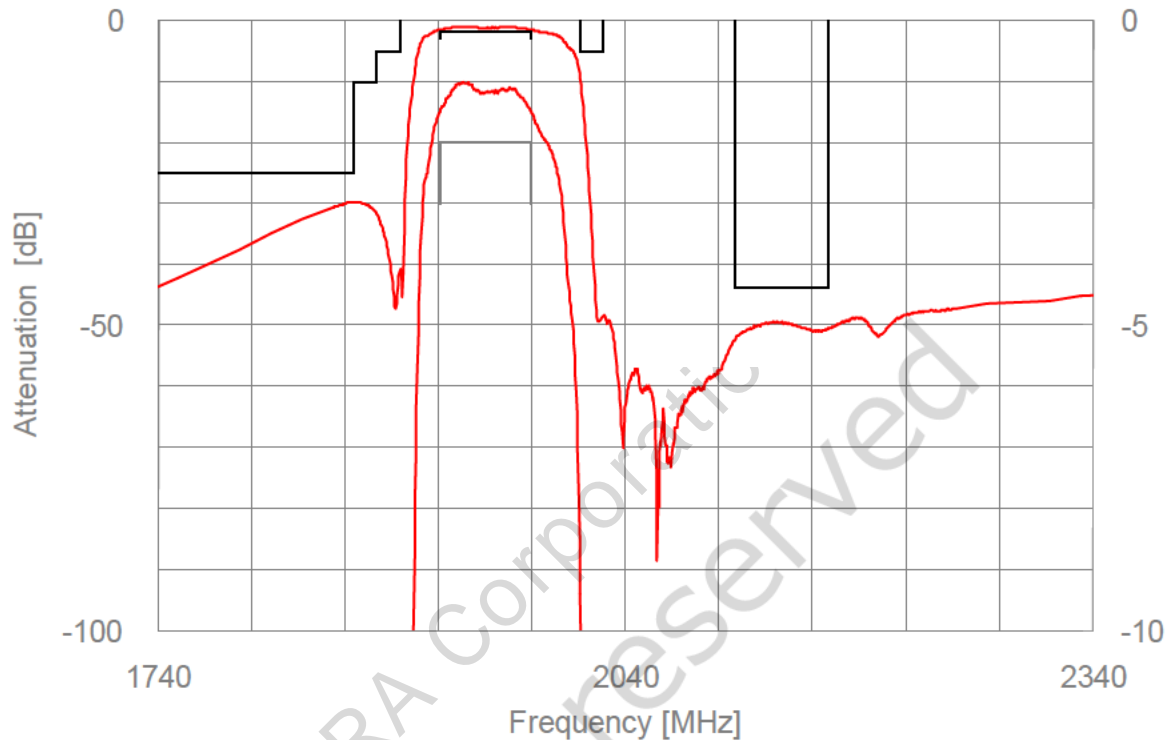


## Electrical Characteristics

Items		Frequency (MHz)		Characteristics			Unit	Note	
				min.	typ.	max.			
Tx to Ant	Nominal Center Frequency	-		1950			MHz		
	Insertion loss	1920.48	to 1979.52	-	1.5	2.0	dB		
	Ripple (any 5MHz)	1920.48	to 1979.52	-	0.2	0.5	dB		
	VSWR	Tx	1920.48	to 1979.52	-	1.6	2.0	-	
		Ant	1920.48	to 1979.52	-	1.5	2.0	-	
	Absolute attenuation	10	to 1574	30	44	-	dB		
		420	to 494	44	67	-	dB		
		815	to 830	30	54	-	dB		
		824	to 849	30	53	-	dB		
		830	to 845	30	54	-	dB		
		843	to 894	44	52	-	dB		
		880	to 915	30	52	-	dB		
		925	to 960	44	51	-	dB		
		1226	to 1250	43	45	-	dB		
		1447.9	to 1462.9	30	44	-	dB		
		1475	to 1496	40	44	-	dB		
		1496	to 1511	40	44	-	dB		
		1559	to 1563	42	44	-	dB		
		1565.42	to 1573.374	42	45	-	dB		
		1573.374	to 1577.466	42	45	-	dB		
		1577.466	to 1585.42	42	45	-	dB		
		1597.5515	to 1605.886	42	45	-	dB		
		1605.886	to 1805	25	36	-	dB		
		1805	to 1865	25	30	-	dB		
		1865	to 1880	10	30	-	dB		
	1880	to 895	5	32	-	dB			
	2010	to 2025	5	8	-	dB	+15 to +85deg.C		
2110	to 2170	44	49	-	dB				
2400	to 2500	36	42	-	dB				
2620	to 2690	35	38	-	dB				
3840	to 3960	20	31	-	dB				
490	to 5950	20	24	-	dB				
4905	to 5845	20	24	-	dB				
Ant to Rx	Nominal Center Frequency	-		2140			MHz		
	Insertion loss	2110.48	to 2169.52	-	2.0	2.5	dB		
	Ripple (any 5MHz)	2110.48	to 2169.52	-	0.2	1.0	dB		
	VSWR	Rx	2110.48	to 2169.52	-	1.6	2.0	-	
		An	2110.48	to 2169.52	-	1.6	2.0	-	
	Absolute attenuatio	1	to 1920	40	45	-	dB		
		190	to 718	50	81	-	dB		
		718	to 748	40	57	-	dB		
		814	to 849	40	55	-	dB		
		880	to 915	40	54	-	dB		
		1427	to 1447	40	47	-	dB		
		1447	to 1463	40	46	-	dB		
		1730	to 1790	40	45	-	dB		
		1710	to 1785	40	45	-	dB		
		1920	to 1980	45	59	-	dB		
		1980	to 2015	15	50	-	dB		
		2015	to 2050	30	36	-	dB		
2050		to 2075	20	38	-	dB			
2255		to 6000	40	45	-	dB			
2400		to 2500	40	44	-	dB			
2500	to 2570	40	44	-	dB				
4030	to 4150	40	51	-	dB				
4220	to 4340	40	50	-	dB				
4340	to 6000	15	47	-	dB				
4900	to 5950	40	47	-	dB				
5950	to 6000	40	48	-	dB				
Tx to Rx	Isolation	1574	to 1577	40	76	-	dB		
		1920.48	to 1979.52	55	58	-	dB		
		2112.4	to 2167.6	54	57	-	dB		
		2111.25	to 2168.75	54	57	-	dB		
		3830	to 3970	20	57	-	dB		
5750	to 5950	20	58	-	dB				

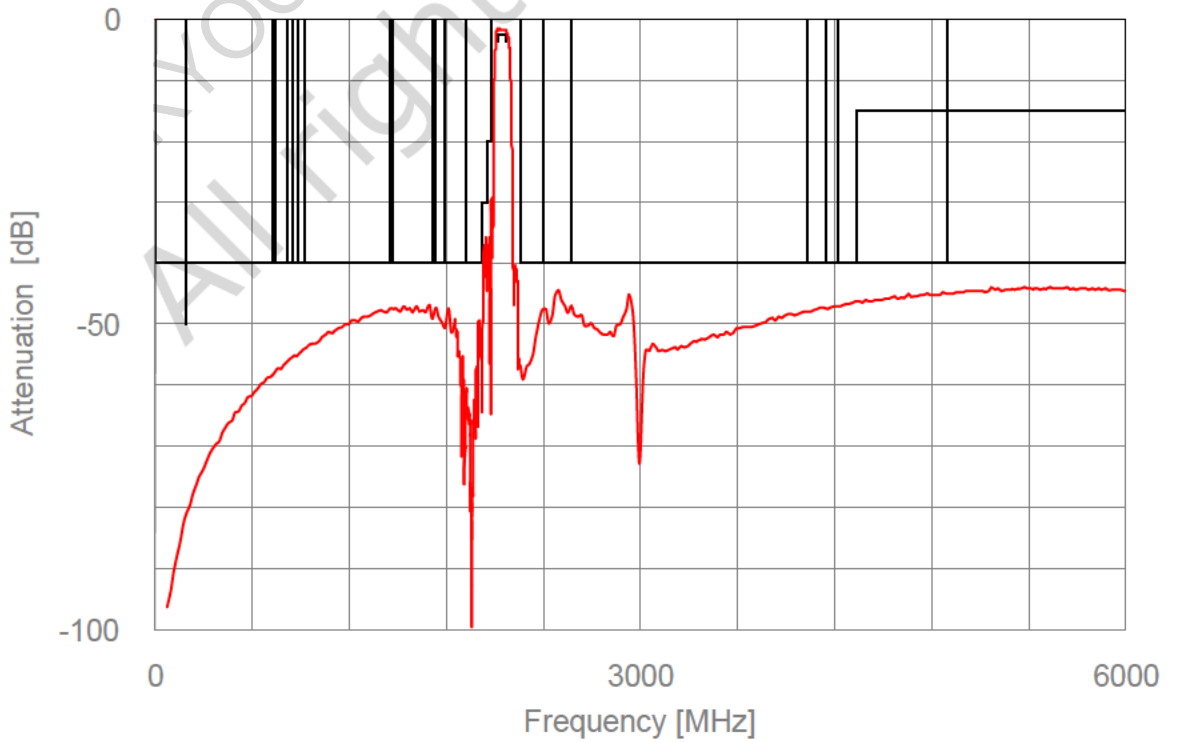
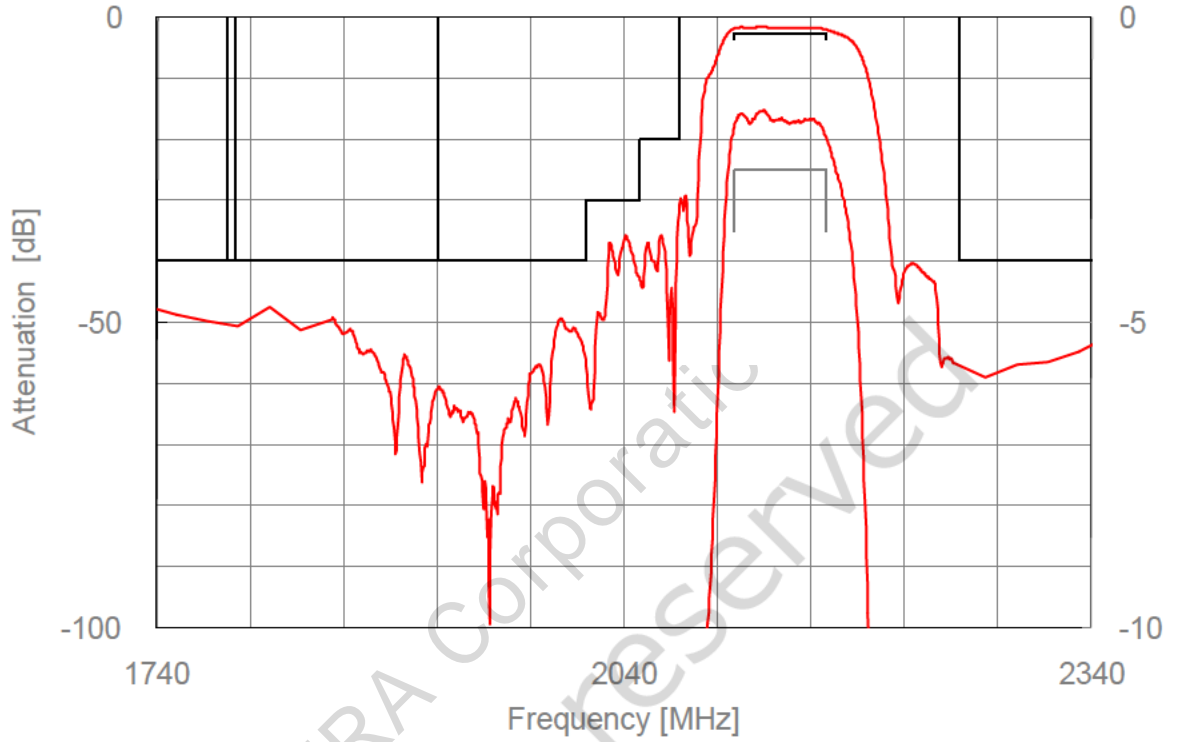
### Electrical Characteristics

[Tx to Ant]



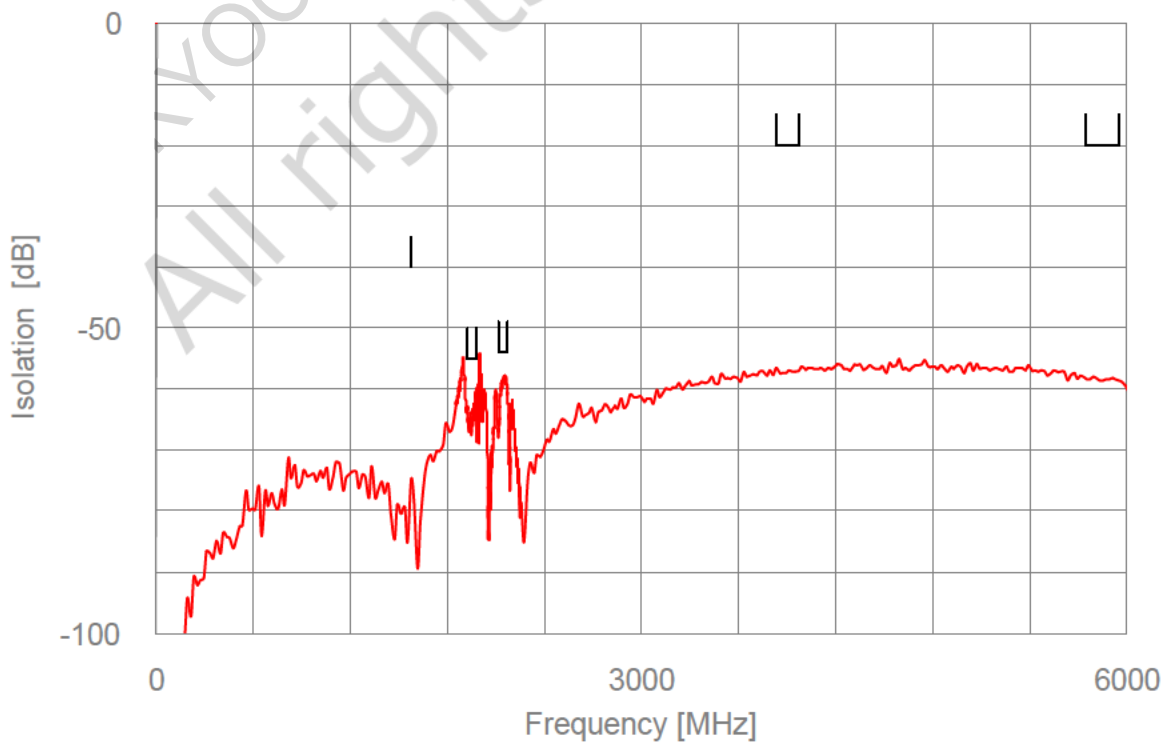
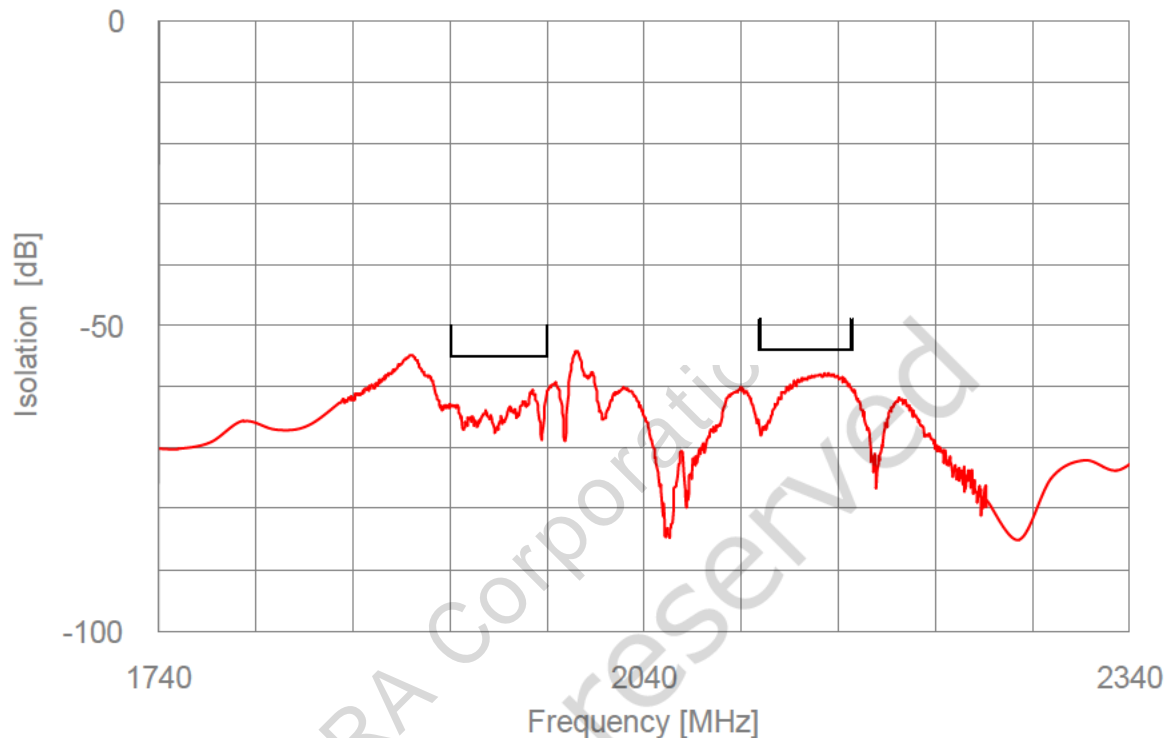
**Electrical Characteristics**

**[Ant to Rx]**

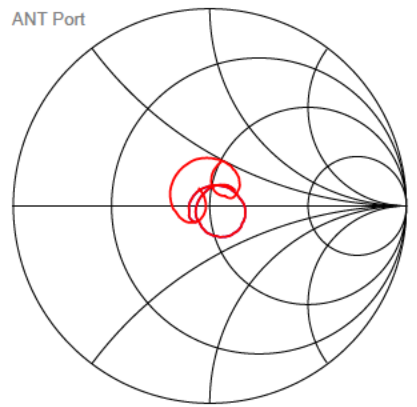
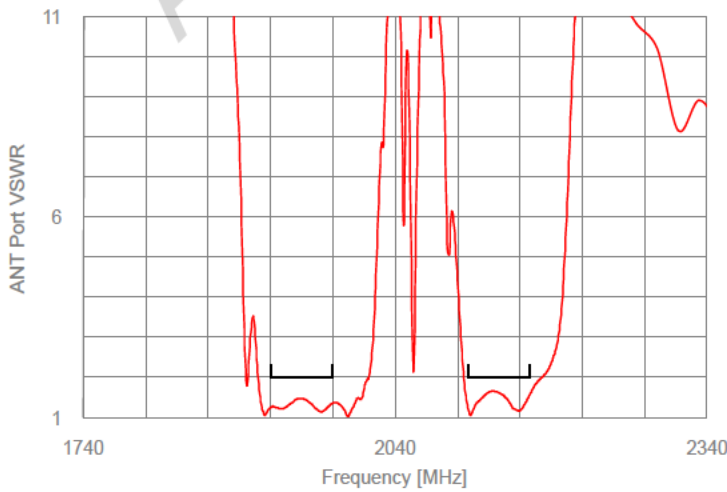
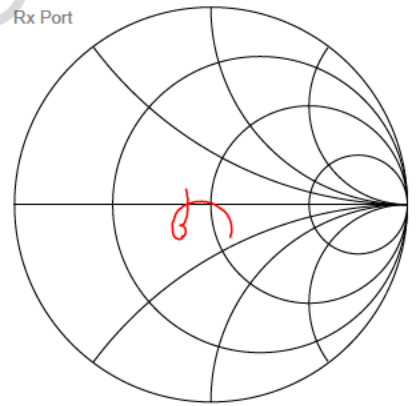
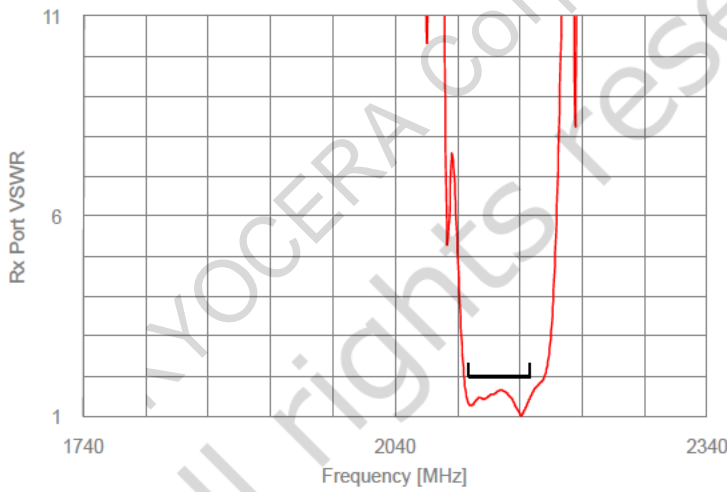
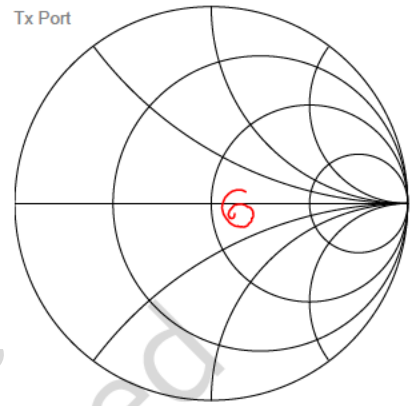
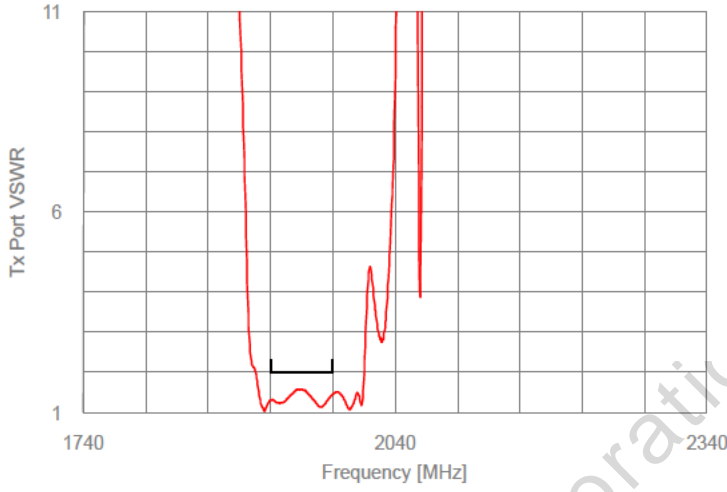


**Electrical Characteristics**

[Tx to Rx]



**Electrical Characteristics**







## Notice

1. Characteristics described in this datasheet are for references specifications shall be based on written documents agreed by each party.
2. Contents in this datasheet are subject to change without notice. It is recommended to confirm the latest information at the time of usage. Also, this datasheet is revised once a year. We may not be able to accept requests based on old datasheets.
3. Products in this datasheet are intended to be used in general electronic equipment such as office equipment, audio and visual equipment, communication equipment, measurement instrument and home appliances. It is absolutely recommended to consult with our sales representatives in advance upon planning to use our products in applications which require extremely high quality and reliability such as aircraft and aerospace equipment, traffic systems, safety systems, power plant and medical equipment including life maintenance systems.
4. Even though we strive for improvements of quality and reliability of products, it is requested to design with enough safety margin in equipment or systems in order not to threaten human lives directly or damage human bodies or properties by an accidental result of products.
5. It is requested to design based on guaranteed specifications for such as maximum ratings, operating voltage and operating temperature. It is not the scope of our guarantee for unsatisfactory results due to misuse or inadequate usage of products in the datasheet.
6. Operation summaries and circuit examples in this datasheet are intended to explain typical operation and usage of the product. It is recommended to perform circuit and assembly design considering surrounding conditions upon using products in this datasheet.
7. Technical information described in this datasheet is meant to explain typical operations and applications of products, and it is not intended to guarantee or license intellectual properties or other industrial rights of the third party or Kyocera.
8. Trademarks, logos and brand names used in this datasheet are owned by Kyocera or the corresponding third party.
9. Certain products in this datasheet are subject to the Foreign Exchange and Foreign Trade Control Act of Japan, and require the license from Japanese Government upon exporting the restricted products and technical information under the law. Besides, it is requested not to use products and technical information in the datasheet for the development and/or manufacture of weapons of mass destruction or other conventional weapons, nor to provide them to any third party with the possibility of having such purposes.
10. It is prohibited to reprint and reproduce a part or whole of this datasheet without permission.