

6-2301994-1 ✓ ACTIVE

## Industrial RJ45 Mag Jack

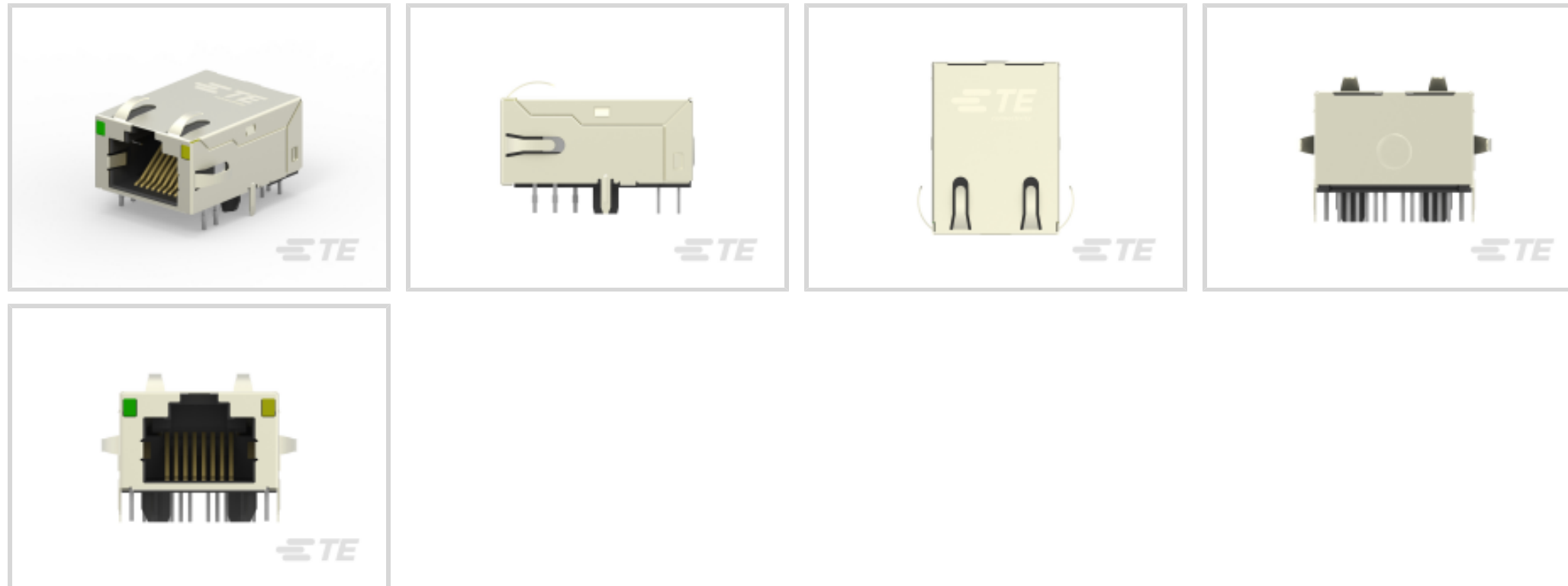
TE Internal #: 6-2301994-1

RJ45 with Integrated Magnetics Connector, Single Port, 1 x 1,  
Standard Connector Contact Density, Jack, Shielded, Cat 5e,  
Industrial RJ45 Mag Jack

[View on TE.com >](#)



Connectors > Modular Jacks & Plugs > RJ45 Connectors



Modular Jack & Plug Interface Type: **RJ45 with Integrated Magnetics**

Port Configuration: **Single Port**

Port Matrix Configuration: **1 x 1**

Modular Jacks & Plugs Products: **RJ Type Jacks & Plugs**

Connector Contact Density: **Standard**

### Features

#### Product Type Features

Modular Jack & Plug Interface Type	RJ45 with Integrated Magnetics
Modular Jacks & Plugs Products	RJ Type Jacks & Plugs
Modular Connector Style	Jack
Grounding Options	PCB and Panel Ground
Connector & Contact Terminates To	Printed Circuit Board

#### Configuration Features

Panel Ground Location	Top and Side
Number of Panel Ground Tabs	4
Number of PCB Ground Tabs	2
Port Configuration	Single Port
Port Matrix Configuration	1 x 1
Connector Contact Density	Standard
Number of Positions	8
Number of Loaded Positions	8



PCB Mount Orientation	Right Angle
-----------------------	-------------

### Signal Characteristics

Data Rate	1000 Mb/s
-----------	-----------

### Body Features

LED Color (Top Left)	Green/Orange
----------------------	--------------

PCB Retention Feature Material	LCP
--------------------------------	-----

LED Color (Top Right)	Yellow
-----------------------	--------

Insulator Material	LCP
--------------------	-----

Shield Plating Finish	Matte
-----------------------	-------

PCB Ground Tab Location	0 mm[0 in]
-------------------------	------------

LED Color (Bottom Left)	None
-------------------------	------

LED Color (Bottom Right)	None
--------------------------	------

Shield Plating Material	Nickel
-------------------------	--------

Shield Material	Brass
-----------------	-------

Modular Jack Latch Orientation	Inverted - Latch Up
--------------------------------	---------------------

Connector Profile	Low
-------------------	-----

### Contact Features

PCB Contact Termination Area Plating Material Finish	Matte
--	-------

Contact Underplating Material	Nickel
-------------------------------	--------

PCB Contact Termination Area Plating Material	Tin
---	-----

Contact Mating Area Plating Material	Gold
--------------------------------------	------

Contact Base Material	Copper Alloy
-----------------------	--------------

Contact Mating Area Plating Material Thickness	.76 $\mu\text{m}$ [30 $\mu\text{in}$ ]
--	--

### Termination Features

Termination Method to PCB	Through Hole - Solder
---------------------------	-----------------------

Termination Post & Tail Length	1.7 mm[.067 in]
--------------------------------	-----------------

### Mechanical Attachment

PCB Mount Retention Type	Boardlock
--------------------------	-----------

Connector Mounting Type	Board Mount, Panel Mount
-------------------------	--------------------------

### Housing Features

Mating Entry Location	Side
-----------------------	------

Centerline (Pitch)	2.54 mm[.05 in]
--------------------	-----------------



Housing Color	Black
---------------	-------

Housing Material	LCP (Liquid Crystal Polymer)
------------------	------------------------------

### Dimensions

Connector Height	11.3 mm[.444 in]
------------------	------------------

### Usage Conditions

Operating Temperature Range	-40 – 85 °C[-40 – 185 °F]
-----------------------------	---------------------------

### Operation/Application

Indicator Type	LED
----------------	-----

Shielded	Yes
----------	-----

Circuit Application	Signal
---------------------	--------

### Industry Standards

UL Flammability Rating	UL 94V-0
------------------------	----------

Performance Category	Cat 5e
----------------------	--------

### Packaging Features

Packaging Quantity	50
--------------------	----

Packaging Method	Tray
------------------	------

### Other

Shield Panel Ground Type	Shield has bottom panel grounds.
--------------------------	----------------------------------

## Product Compliance

[For compliance documentation, visit the product page on TE.com>](#)

EU RoHS Directive 2011/65/EU	Compliant
------------------------------	-----------

EU ELV Directive 2000/53/EC	Compliant
-----------------------------	-----------

China RoHS 2 Directive MIIT Order No 32, 2016	No Restricted Materials Above Threshold
---	---

EU REACH Regulation (EC) No. 1907/2006	Current ECHA Candidate List: JUNE 2024 (241) Candidate List Declared Against: JUNE 2024 (241) Does not contain REACH SVHC
--	---

Halogen Content	BFR/CFR/PVC Free, but Br/Cl >900 ppm in other sources.
-----------------	--

Solder Process Capability	Reflow solder capable to 260°C
---------------------------	--------------------------------


Product Compliance Disclaimer

This information is provided based on reasonable inquiry of our suppliers and represents our current actual knowledge based on the information they provided. This information is subject to change. The part numbers that TE has identified as EU RoHS compliant have a maximum concentration of 0.1% by weight in homogenous materials for lead, hexavalent chromium, mercury, PBB, PBDE, DBP, BBP, DEHP, DIBP, and 0.01% for cadmium, or qualify for an exemption to these limits as defined in the Annexes of Directive 2011/65/EU (RoHS2). Finished electrical and electronic equipment products will be CE marked as required by Directive 2011/65/EU. Components may not be CE marked. Additionally, the part numbers that TE has identified as EU ELV compliant have a maximum concentration of 0.1% by weight in homogenous materials for lead, hexavalent chromium, and mercury, and 0.01% for cadmium, or qualify for an exemption to these limits as defined in the Annexes of Directive 2000/53/EC (ELV). Regarding the REACH Regulation, the information TE provides on SVHC in articles for this part number is based on the latest European Chemicals Agency (ECHA) 'Guidance on requirements for substances in articles' posted at this URL: <https://echa.europa.eu/guidance-documents/guidance-on-reach>

## Compatible Parts



## Also in the Series | Industrial RJ45 Mag Jack



## Customers Also Bought






TE Part #6364372-2  
Std USB Type A, R/A, T/H, Natural



TE Part #3-2176329-1  
CRGP 1210 3K3 1%



TE Part #4-1618414-3  
LEV100H5CNG03=CONTACTOR  
WITH AUX

## Documents

### Product Drawings

[RJ45 JACK INT.MAG. 1GB LED 1X1 INV \(LOW\)](#)

English

### CAD Files

Customer View Model

[ENG\\_CVM\\_CVM\\_6-2301994-1\\_A1.2d\\_dxf.zip](#)

English

Customer View Model

[ENG\\_CVM\\_CVM\\_6-2301994-1\\_A1.3d\\_stp.zip](#)

English

3D PDF

3D

Customer View Model

[ENG\\_CVM\\_CVM\\_6-2301994-1\\_A1.3d\\_igs.zip](#)

English

By downloading the CAD file I accept and agree to the [Terms and Conditions](#) of use.

### Datasheets & Catalog Pages

[1-1773921-5\\_RJ45\\_Integrated\\_Magnetics\\_0617](#)

English

### Product Specifications

[Application Specification](#)

English