



AMP | AMP MR

TE Internal #: 390088-5

Dual Beam, Open Top, 2 Position, 2.54 mm [.1 in] Centerline, Signal, -65 – 105 °C [-85 – 221 °F], AMP MR, Board-to-Board Jumpers & Shunts

[View on TE.com >](#)

Connectors > PCB Connectors > Board-to-Board Connectors > Board-to-Board Jumpers & Shunts



Shunt Type: **Dual Beam**

Shunt Style: **Open Top**

Number of Positions: **2**

Centerline (Pitch): **2.54 mm [.1 in]**

Contact Current Rating (Max): **3.5 A**

Features

Product Type Features

Connector System	Board-to-Board
Connector & Contact Terminates To	Printed Circuit Board

Configuration Features

Number of Positions	2
---------------------	---

Electrical Characteristics

Termination Resistance	20 mΩ
Insulation Resistance	10000 MΩ

Body Features

Handle	Without
Primary Product Color	Yellow

Contact Features

Contact Mating Area Plating Material Thickness	.762 μm[30 μin]
Contact Mating Area Plating Material	Gold
Contact Base Material	Phosphor Bronze
Shunt Type	Dual Beam
Shunt Style	Open Top
Contact Current Rating (Max)	3.5 A

Housing Features



Housing Material	Polyester - GF
------------------	----------------

Centerline (Pitch)	2.54 mm [.1 in]
--------------------	-----------------

Dimensions

Product Height	6.27 mm [.247 in]
----------------	-------------------

Usage Conditions

Operating Temperature Range	-65 – 105 °C [-85 – 221 °F]
-----------------------------	-----------------------------

Operation/Application

Circuit Application	Signal
---------------------	--------

Industry Standards

UL Flammability Rating	UL 94V-0
------------------------	----------

Packaging Features

Jumper & Shunt Packaging	Breakaway Strip of 10 Pieces
--------------------------	------------------------------

Packaging Quantity	1500
--------------------	------

Packaging Method	Box
------------------	-----

Product Compliance

[For compliance documentation, visit the product page on TE.com>](#)

EU RoHS Directive 2011/65/EU	Compliant
------------------------------	-----------

EU ELV Directive 2000/53/EC	Compliant
-----------------------------	-----------

China RoHS 2 Directive MIIT Order No 32, 2016	No Restricted Materials Above Threshold
---	---

EU REACH Regulation (EC) No. 1907/2006	Current ECHA Candidate List: JUNE 2024 (241) Candidate List Declared Against: JUL 2021 (219) Does not contain REACH SVHC
--	--

Halogen Content	Not Low Halogen - contains Br or Cl > 900 ppm.
-----------------	--

Solder Process Capability	Not applicable for solder process capability
---------------------------	--

Product Compliance Disclaimer

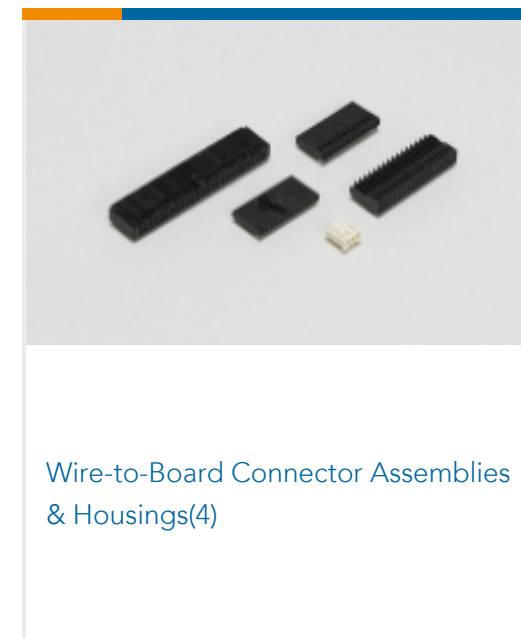
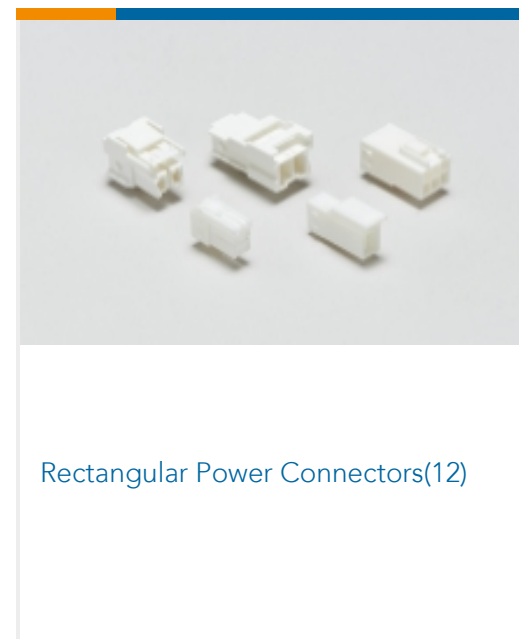

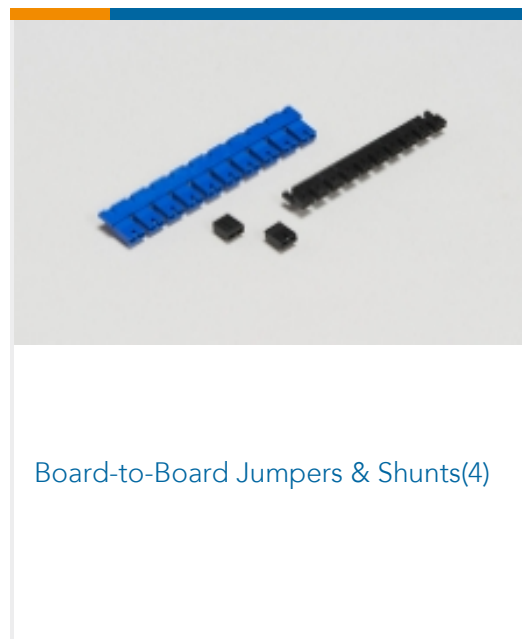
This information is provided based on reasonable inquiry of our suppliers and represents our current actual knowledge based on the information they provided. This information is subject to change. The part numbers that TE has identified as EU RoHS compliant have a maximum concentration of 0.1% by weight in homogenous materials for lead, hexavalent chromium, mercury, PBB, PBDE, DBP, BBP, DEHP, DIBP, and 0.01% for cadmium, or qualify for an exemption to these limits as defined in the Annexes of Directive 2011/65/EU (RoHS2). Finished electrical and electronic equipment products will be CE marked as required by Directive 2011/65/EU. Components may not be CE marked. Additionally, the part numbers that TE has identified as EU ELV compliant have a maximum concentration of 0.1% by weight in homogenous materials for lead, hexavalent chromium, and mercury, and 0.01% for cadmium, or qualify for an exemption to these limits

as defined in the Annexes of Directive 2000/53/EC (ELV). Regarding the REACH Regulation, the information TE provides on SVHC in articles for this part number is based on the latest European Chemicals Agency (ECHA) 'Guidance on requirements for substances in articles' posted at this URL: <https://echa.europa.eu/guidance-documents/guidance-on-reach>


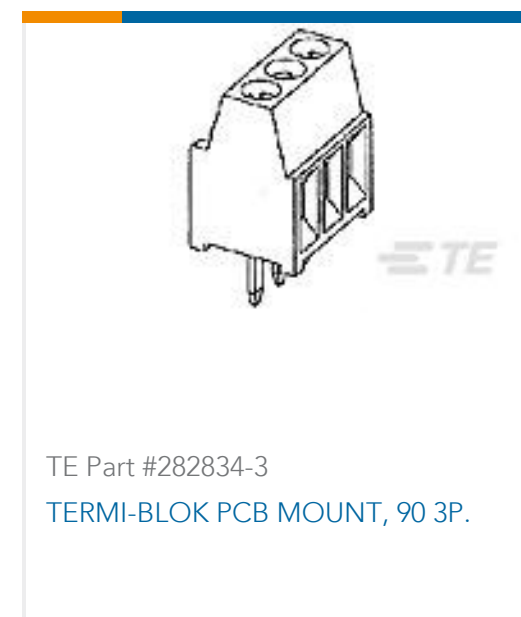
Compatible Parts



Also in the Series | AMP MR



Customers Also Bought





Documents

Product Drawings

YELLOW HSG WITH 30AU CONTACT

English

CAD Files

3D PDF

English

Customer View Model

[ENG_CVM_390088-5_A.2d_dxf.zip](#)

English

Customer View Model

[ENG_CVM_390088-5_A.3d_igs.zip](#)

English

Customer View Model

[ENG_CVM_390088-5_A.3d_stp.zip](#)

English

By downloading the CAD file I accept and agree to the [Terms and Conditions](#) of use.

Product Specifications

Application Specification

English

Low Profile, Economy, Dual Beam, and Multiposition Shunt Connectors

English

Instruction Sheets

Instruction Sheet (U.S.)

English

Low Profile, Economy, and Dual Beam Shunt Connectors 382811, 390088, and 382823

English

Agency Approvals

Agency Approval Document

English