

1-173851-1 ✓ ACTIVE

AMP | Multilock Connector System

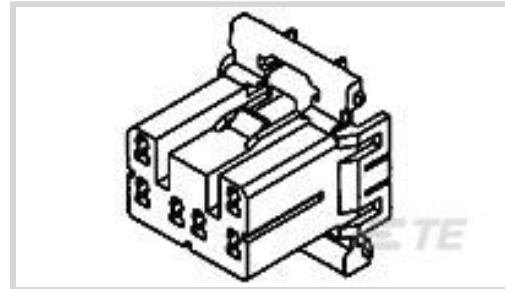
TE Internal #: 1-173851-1

Housing for Female Terminals, Wire-to-Wire, 12 Position, 3.5 mm / 5.5 mm [.138 in / .217 in] Centerline, Natural, Signal, Multilock Connector System

[View on TE.com >](#)



Connectors > Automotive Connectors > Automotive Housings > MULTILOCK, CONNECTOR HOUSING



Connector System: **Wire-to-Wire**

Number of Positions: **12**

Connector & Housing Type: **Housing for Female Terminals**

Centerline (Pitch): **3.5 mm, 5.5 mm [.138 in, .217 in]**

Sealable: **No**

[All MULTILOCK, CONNECTOR HOUSING \(393\)](#)

Features

Product Type Features

Mixed & Hybrid Connector	No
Connector Shape	Rectangular
Connector System	Wire-to-Wire
Connector & Housing Type	Housing for Female Terminals
Sealable	No
Primary Locking Feature	Integrated in Housing

Configuration Features

Number of Positions	12
Number of Rows	2

Electrical Characteristics

Operating Voltage	12 VDC
Nominal Voltage Architecture	12 V

Body Features

Cable Exit Angle	180°
Primary Product Color	Natural

Contact Features

--	--



Contact Size	1.8mm
Contact Type	Receptacle
Mating Tab Width	1.8 mm[.071 in]

Mechanical Attachment

Terminal Position Assurance	Yes
Strain Relief	Without
Mating Alignment Type	Polarized
Mating Alignment	With
Connector Mounting Type	Cable Mount (Free-Hanging)

Housing Features

Housing Material	PBT
Centerline (Pitch)	3.5 mm, 5.5 mm [.138 in][.217 in]

Dimensions

Connector Height	26.05 mm[1.026 in]
Product Width	31.8 mm[1.252 in]
Product Length	21.6 mm[.85 in]
Row-to-Row Spacing	6.3 mm[.248 in]

Usage Conditions

Operating Temperature (Max)	70 °C, 75 °C, 80 °C, 85 °C, 90 °C, 100 °C, 105 °C[158 °F][167 °F][176 °F][185 °F][194 °F][212 °F][221 °F]
Operating Temperature Range	-30 – 105 °C[-22 – 221 °F]

Operation/Application

Circuit Application	Signal
---------------------	--------

Industry Standards

UL Flammability Rating	UL 94HB
------------------------	---------

Packaging Features

Packaging Quantity	100
--------------------	-----

Other

Serviceable	Yes
Connector Position Assurance Capable	No



Product Compliance

[For compliance documentation, visit the product page on TE.com>](#)

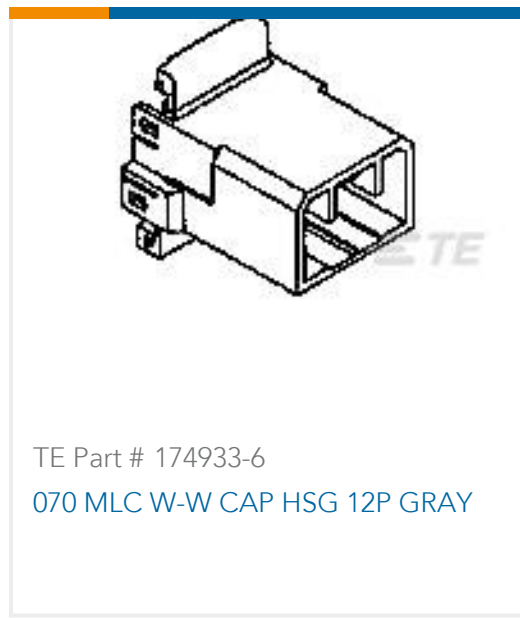
EU RoHS Directive 2011/65/EU	Compliant
EU ELV Directive 2000/53/EC	Compliant
China RoHS 2 Directive MIIT Order No 32, 2016	No Restricted Materials Above Threshold
EU REACH Regulation (EC) No. 1907/2006	Current ECHA Candidate List: JUNE 2024 (241) Candidate List Declared Against: JUNE 2024 (241) Does not contain REACH SVHC
Halogen Content	Not Low Halogen - contains Br or Cl > 900 ppm.
Solder Process Capability	Not applicable for solder process capability

Product Compliance Disclaimer


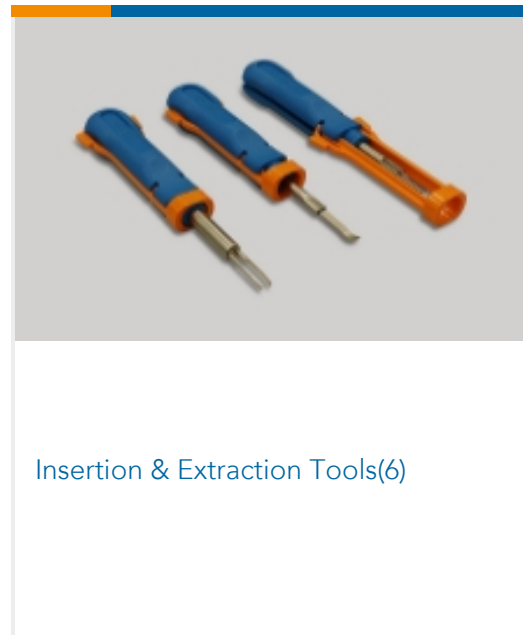

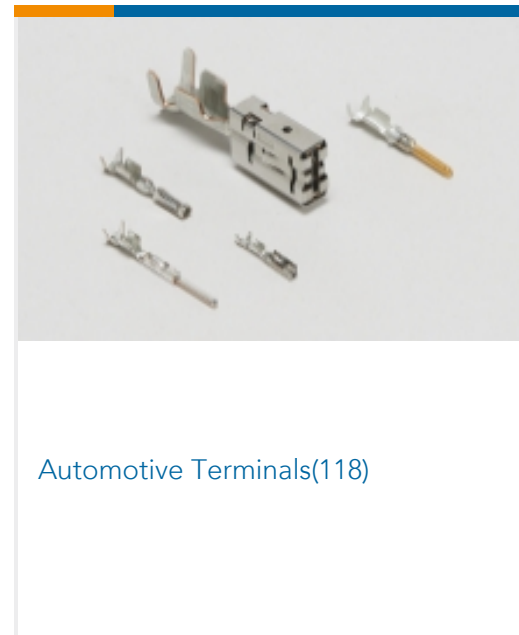
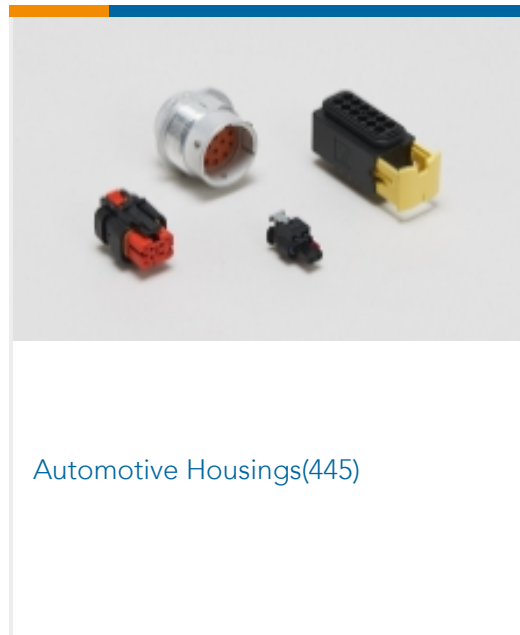

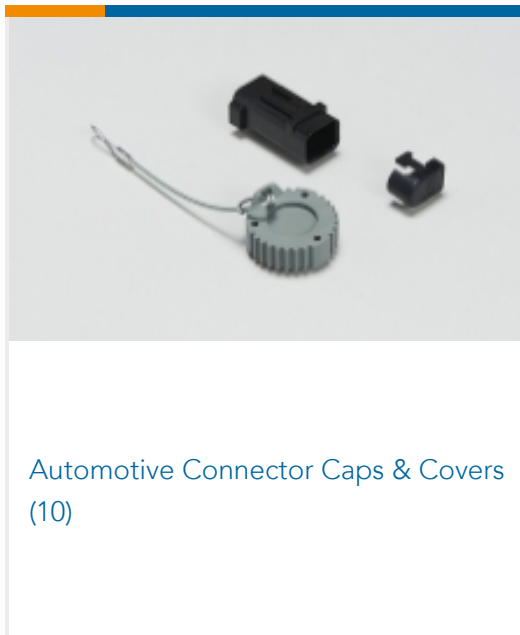
This information is provided based on reasonable inquiry of our suppliers and represents our current actual knowledge based on the information they provided. This information is subject to change. The part numbers that TE has identified as EU RoHS compliant have a maximum concentration of 0.1% by weight in homogenous materials for lead, hexavalent chromium, mercury, PBB, PBDE, DBP, BBP, DEHP, DIBP, and 0.01% for cadmium, or qualify for an exemption to these limits as defined in the Annexes of Directive 2011/65/EU (RoHS2). Finished electrical and electronic equipment products will be CE marked as required by Directive 2011/65/EU. Components may not be CE marked. Additionally, the part numbers that TE has identified as EU ELV compliant have a maximum concentration of 0.1% by weight in homogenous materials for lead, hexavalent chromium, and mercury, and 0.01% for cadmium, or qualify for an exemption to these limits as defined in the Annexes of Directive 2000/53/EC (ELV). Regarding the REACH Regulation, the information TE provides on SVHC in articles for this part number is based on the latest European Chemicals Agency (ECHA) 'Guidance on requirements for substances in articles' posted at this URL: <https://echa.europa.eu/guidance-documents/guidance-on-reach>

Compatible Parts

<p>TE Part # CAT-M9194-T273 MULTILOCK, RECEPTACLE AND TAB</p>	<p>TE Part # CAT-LMPH9507 Low & Medium Power Header</p>	<p>TE Part # CAT-M9194-CH8172 MULTILOCK, CONNECTOR HOUSING</p>	<p>TE Part # 179098-1 MULTI LOCK I/O CAP ASSY 30P</p>
<p>TE Part # 755430-2 EXT, TOOL ASSY</p>	<p>TE Part # 174933-1 070 MLC W-W CAP HSG 12P</p>	<p>TE Part # 345208-1 070 SERIES RECEPT.</p>	<p>TE Part # 1-174939-1 070 MLC CAP HSG 30P W/FLANGE</p>



Also in the Series | Multilock Connector System



Customers Also Bought





Documents

Product Drawings

[070 MLC W-W PLUG HSG 12P F/A](#)

English

[070 MLC W-W PLUG HSG 12P F/A](#)

English

CAD Files

Customer View Model

[ENG_CVM_1-173851-1_E.3d_igs.zip](#)

English

Customer View Model

[ENG_CVM_1-173851-1_E.3d_stp.zip](#)

English

Customer View Model

[ENG_CVM_1-173851-1_E.2d_dxf.zip](#)

English

[3D PDF](#)

English

By downloading the CAD file I accept and agree to the [Terms and Conditions](#) of use.

Datasheets & Catalog Pages

[MULTILOCK Connector System](#)

English

Product Specifications

[070 MLC Series](#)

English

[Product Specification](#)

Japanese

[Product Specification](#)

Japanese