

# ES-FT-BPC-S 16-25 BK - Connector



1106304

<https://www.phoenixcontact.com/us/products/1106304>

Please be informed that the data shown in this PDF document is generated from our online catalog. Please find the complete data in the user documentation. Our general terms of use for downloads are valid.



Connector, Range of articles: BPC, color: black, number of positions: 1, min. conductor cross section: 16 mm<sup>2</sup>, max. conductor cross section: 25 mm<sup>2</sup>, rated voltage: 1500, rated current: 120 A, Connection method: Screw connection, Contact connection type: Pin

## Your advantages

- Patented design, with 3 proofs and one rotation
- Mismatching and short circuit proof
- Touch-proof
- Foolproof mechanism installed
- 360° free rotation and flexible wiring
- Safety lock

## Commercial data

Item number	1106304
Packing unit	15 pc
Minimum order quantity	1 pc
Sales key	AB04
Product key	ABLDBA
GTIN	4055626990798
Weight per piece (including packing)	29.907 g
Weight per piece (excluding packing)	28 g
Customs tariff number	85359000
Country of origin	CN

## Technical data

### Notes

#### Safety note

##### Safety note

- **WARNING:** Commission properly functioning products only. The products must be regularly inspected for damage. Decommission defective products immediately. Replace damaged products. Repairs are not possible.
- **WARNING:** Only electrically qualified personnel may install and operate the product. They must observe the following safety notes. The qualified personnel must be familiar with the basics of electrical engineering. They must be able to recognize and prevent danger. The relevant symbol on the packaging indicates that only personnel familiar with electrical engineering are allowed to install and operate the product.
- WARNING:** The connectors may not be plugged in or disconnected under load. Ignoring the warning or improper use may damage persons and/or property.
- The products are suitable for applications in plant, controller, and electrical device engineering.
- Assembled products may not be manipulated or improperly opened.
- Only use mating connectors that are specified in the technical data of the standards listed (e.g. the ones listed in the product accessories online at [phoenixcontact.com/products](https://www.phoenixcontact.com/products)).
- When using the product in direct connection with third-party manufacturers, the user is responsible.
- For operating voltages > 50 V AC, conductive connector housings must be grounded
- Ensure that the protective or functional ground has been properly connected.
- Observe the corresponding technical data. You will find information:
  - o On the product
  - o On the packing label
  - o In the supplied documentation
  - o Online at [phoenixcontact.com/products](https://www.phoenixcontact.com/products) under the product
- The installation notes/Design In documents online on the download page at [phoenixcontact.com/products](https://www.phoenixcontact.com/products) must be observed for this product.
- Use a protective cap to protect connectors that are not in use. The suitable accessories are available online in the accessory section of the product at [phoenixcontact.com/products](https://www.phoenixcontact.com/products)
- The connector warms up in normal operation. Depending on the ambient conditions, the surface of the connector can continue to warm up. In this case, the user is responsible for posting warnings (e.g. DIN EN ISO 13732-1:2008-12).
- Operate the connector only when it is fully plugged in and interlocked.
- Ensure that when laying the cable, the tensile load on the connectors does not exceed the upper limit specified in the standards.

# ES-FT-BPC-S 16-25 BK - Connector



1106304

<https://www.phoenixcontact.com/us/products/1106304>

- Observe the minimum bending radius of the cable. Lay the cable without twisting it.

## Product properties

Product type	Connectors for energy storage
Product family	BPC
Number of positions	1

## Data management status

Article revision	03
------------------	----

## Insulation characteristics

Degree of pollution	2
---------------------	---

## Electrical properties

Rated voltage (III/2)	1500 V DC
Nominal voltage ATD	1500 (III/2.00) in accordance with IEC 61984 1000 in accordance with UL 4128
Rated current	120 A (with 25 mm <sup>2</sup> conductor cross-section, in accordance with IEC 61984) 76 A (with 16 mm <sup>2</sup> conductor cross-section, in accordance with IEC 61984) 120 A (with AWG 4, in accordance with UL 4128)
Contact resistance	≤ 5 mΩ
Nominal voltage U <sub>N</sub>	1000 V (in accordance with UL 4128)

## Connection data

Connection method	Screw connection
Tightening torque	0.6 ... 0.6 Nm

## Material specifications

Color	black
Material	Polyamide (Housing) Copper (Contact) Silicon (Seal)
Flammability rating according to UL 94	V0

## Cable/line

Single wire, cross section	16 mm <sup>2</sup> 25 mm <sup>2</sup>
Cable pull-out force	≥ 10 N

## Mechanical properties

### Mechanical data

Insertion/withdrawal cycles	100
Insertion force	≤ 75 N
Withdrawal force	≥ 10 N

# ES-FT-BPC-S 16-25 BK - Connector



1106304

<https://www.phoenixcontact.com/us/products/1106304>

## Environmental and real-life conditions

### Ambient conditions

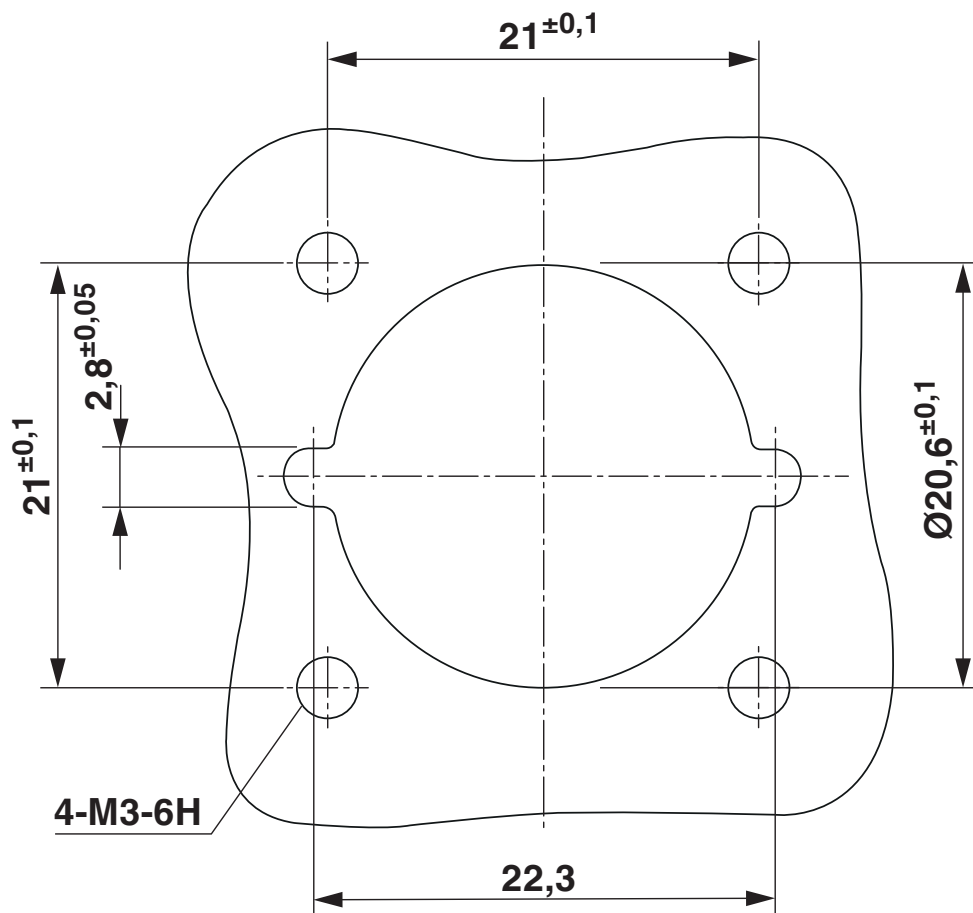
Degree of protection (when plugged in)	IP65 (The panel is feed-through hole)
Degree of protection (not plugged in)	IP20
Degree of protection	IP65
Ambient temperature (operation)	-40 °C ... 70 °C
Ambient temperature (storage/transport)	-40 °C ... 70 °C

## Standards and regulations

Standards/specifications	IEC 61984:2008
	EN 61984:2008
	UL 4128
	PPP 51090A

## Drawings

Drilling plan/solder pad geometry



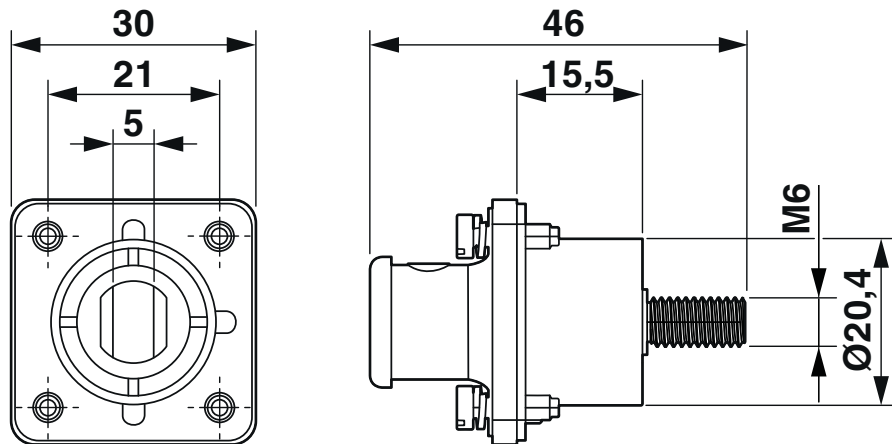
# ES-FT-BPC-S 16-25 BK - Connector



1106304

<https://www.phoenixcontact.com/us/products/1106304>

Dimensional drawing



# ES-FT-BPC-S 16-25 BK - Connector





1106304

<https://www.phoenixcontact.com/us/products/1106304>

## Approvals

To download certificates, visit the product detail page: <https://www.phoenixcontact.com/us/products/1106304>

	<b>TÜV SÜD Type tested</b>			
	Approval ID: 704071905102-03			
		Nominal voltage U <sub>N</sub>	Nominal current I <sub>N</sub>	Cross section AWG
		1500 V	120 A	-
				Cross section mm <sup>2</sup>
				16 - 25

	<b>UL Recognized</b>			
	Approval ID: E511681-20200609			
		Nominal voltage U <sub>N</sub>	Nominal current I <sub>N</sub>	Cross section AWG
		1000 V	120 A	4 - 4
				Cross section mm <sup>2</sup>
				-

# ES-FT-BPC-S 16-25 BK - Connector



1106304

<https://www.phoenixcontact.com/us/products/1106304>

## Classifications

### ECLASS

ECLASS-11.0	27060106
ECLASS-12.0	27060106
ECLASS-13.0	27060106

### ETIM

ETIM 9.0	EC003250
----------	----------

### UNSPSC

UNSPSC 21.0	26121600
-------------	----------



# ES-FT-BPC-S 16-25 BK - Connector



1106304  
<https://www.phoenixcontact.com/us/products/1106304>

## Environmental product compliance

EU RoHS	
Fulfills EU RoHS substance requirements	Yes, No exemptions
China RoHS	
Environment friendly use period (EFUP)	EFUP-E
	No hazardous substances above the limits
EU REACH SVHC	
REACH candidate substance (CAS No.)	No substance above 0.1 wt%

Phoenix Contact 2024 © - all rights reserved  
<https://www.phoenixcontact.com>

Phoenix Contact USA  
586 Fulling Mill Road  
Middletown, PA 17057, United States  
(+717) 944-1300  
[info@phoenixcon.com](mailto:info@phoenixcon.com)