

PL-700SM-N FEATURES



Compact and configurable, the **Pulse-Lok®** 700SM-N Series connectors are Amphenol Alden's most versatile offering in a package diameter less than three quarters of an inch. From our highest density 27 pole, to our popular power and signal 2+2 option, the **Pulse-Lok®** 700SM-N series can support your diverse interconnect requirements.

Overview (intuitive, compact, configurable)

- **Pulse-Lok®** auto-latch / mating confirmation
- Miniature 0.700" diameter circular shell
- Up to 27 contact positions
- 6 color options in a variety of combinations
- Multiple standard and proprietary keying options

Order as a full cable assembly (Consult Factory)

- Single or double ended
- Customize your cable bundle
- Overmolded strain relief
- Add components to fulfill design requirements

SPECIFICATIONS

Material

- Connector Housing: Polyamide 12 (LV3H)
 Molded Contact Insulator (core): Polyamide 12 (LV3H) (1P-7P) LCP(10P-27P)
 Contacts: Brass / Phosphor Bronze
 • 30µ" Gold over 50µ" Nickel
 Flammability Rating
 • Housing & Coupler: 94HB
 • Molded Contact Insulator (core): UL94 V-0

Mechanical

- Mating Cycles: 5,000
 Mating Force:
 • Mate: 13.5 lbs. Max
 • Un-mate: 3.0 lbs. Max
 • Unintended extraction: 30 lbs. Min.
 • Backshell Withdrawal: 5.0lbs. Min.***

Environmental

- Operating Temp: -20C to +105C**
- Moisture Resistance: to IP-67 (mated)
- Sterilizable: EtO, Autoclave, STERRAD®**
- Chem. Resistance: common OR cleaning solvents

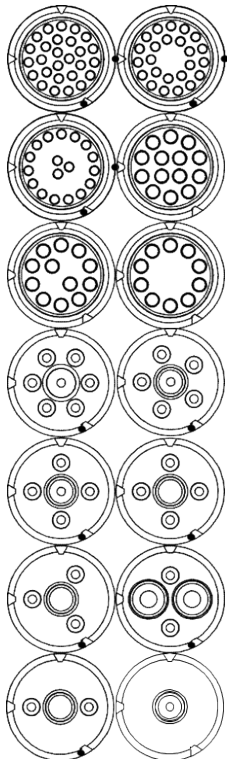
**Dependent on overmold material. Consult factory

***Backshell sold separately

TABLE A:

STANDARD CONTACT CONFIGURATIONS & SPECIFICATIONS

Up to 27 Contact Positions



Number of Poles	Contact Size Pin ϕ (mm)	Max Wire Gauge	Operating Voltage Max	Operating Current Max (A)*	Mated Contact Resistance (m Ω)
27	0.5	26	300 V RMS	2.0	<50
24	0.5	26	300 V RMS	2.0	<50
18	0.5	26	300 V RMS	2.0	<50
14	0.7	22	300 V RMS	3.0	<50
12	0.7	22	300 V RMS	3.0	<50
10	0.7	22	300 V RMS	3.0	<50
7	0.7	22	300 V RMS	3.0	<50
6	0.7	22	300 V RMS	3.0	<50
5	0.7	22	300 V RMS	3.0	<50
4	0.7	22	300 V RMS	3.0	<50
2+2	2(1.5)-2(0.7)	2(16)-2(22)	300 V RMS	8.0/3.0	<50
3	0.7	22	300 V RMS	3.0	<50
2	0.7	22	300 V RMS	3.0	<50
2	1.5	16	300 V RMS	8.0	<50
1	0.7	22	300 V RMS	3.0	<50
1	2.3	12	300 V RMS	16.0	<50

*30C Heat Rise Limit

Custom contact inserts are available. Consult factory.

PL-700SM-N SERIES

Plastic Shell Auto-Coupling Connectors 27 pole capacity circular shell connectors

STANDARD HOUSING OPTIONS


Cable Mount Receptacles

Cable Mount Receptacle Kit



Select this component from Table B

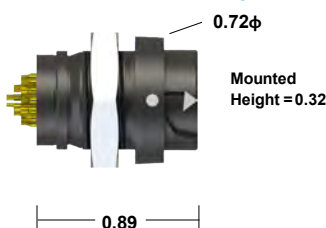
Cable Mount Receptacle Assembly (w/ optional Press & Seal™ Backshell)



Select Press & Seal™ Backshell from Table C

Panel-Mount Receptacles

Front Panel-Mount Receptacle Assembly



Panel thickness range to 0.187
Select this component from Table B

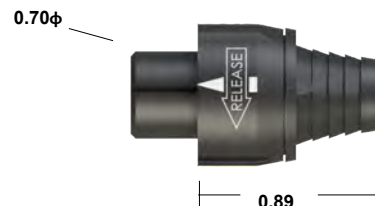
Rear Panel-Mount Receptacle



Select this component from Table B

Cable Mount Plugs

Cable Mount Plug Kit



Select this component from Table B

Cable Mount Plug Assembly (w/ optional Press & Seal™ Backshell)



Select this component from Table B

Note: Standard color configuration is black on black.
See our online configurator for more color options at:
www.amphenolalden.com/configurator

TABLE B:

STANDARD PART NUMBERS

Number of Poles	Cable Mount Receptacle	Front Panel-Mount Receptacle		FPM Receptacle (w/ Dust Cap)	Rear Panel-Mount Receptacle		Cable Mount Plug	Cable Mount Plug (Breakaway)
	Solder Cup	Solder Cup	PCB	Solder Cup	Solder Cup	PCB	Solder Cup	Solder Cup
27	300322	300196	330196	301589	301365	331196	300112	301784
24	301270	301004	330336	301575	301351	331336	300850	301778
18	301242	300990	330322	301561	301337	331322	300822	301772
14	300294	300182	330182	301547	301323	331182	300084	301766
12	301214	300976	330308	301533	301309	331308	300794	301760
10	301186	300962	330294	301519	300697	331294	300766	301754
7	300266*	300168*	330168*	301505*	300683*	331168*	300056*	301748*
6	301158*	300948*	330280*	301471*	300669*	331280*	300738*	301742*
5	301130*	300934*	330266*	301477*	300655*	331266*	300710*	301736*
4	301102*	300920*	330252*	301449*	300627*	331252*	300482*	301730*
2(16)+2(22)	300238*	300154*		301463*	300641*		300028*	301724*
3	300543*	300529*	330238*	301603*	301379*	331238*	300501*	301718*
2 (22)	301046*	300892*	330224*	301421*	300599*	331224*	300428*	301712*
2 (16)	301074*	300906*		301435*	300613*		300500*	301706*
1 (22)	301018*	300878*	330210*	301497*	300585*	331210*	300400*	301700*
1 (12)	300210*	300140*		301393*	300571*		300000*	301790*

Note: Part numbers cover black housings in Key 1 configuration. For other color and housing options utilize the Amphenol Alden connector configurator located at www.amphenolalden.com/configurator

Options Include:

Housing Color Options

Black (std.), Gray, White, Blue, Red, Green, Yellow

Mating Key Options

2 Standard Keys, Proprietary Keys Available

Panel-Mount Thickness Options Up to .125 Standard

*Press & Seal™ contacts, crimp or solder termination

For additional information about this, or any other Amphenol Alden product, please contact an Amphenol Alden specialist today, www.AmphenolAlden.com

Phone: 1(508) 427-7000
E-mail: info@AmphenolAlden.com
www.AmphenolAlden.com