




Connectors > Rectangular Connectors > Standard Rectangular Connectors



Connector Product Type: Connector Assembly

Connector & Housing Type: Receptacle

Mating Alignment: With

Mating Alignment Type: Polarization

Mating Retention: With

Features

Product Type Features

Connector Product Type	Connector Assembly
Connector & Housing Type	Receptacle
Connector System	Wire-to-Board
Sealable	No
Connector & Contact Terminates To	Printed Circuit Board

Configuration Features

Contacts Preloaded	Yes
Number of Positions	6
Number of Rows	1

Electrical Characteristics

Operating Voltage	32 VDC
-------------------	--------

Contact Features

Contact Layout	Inline
Contact Type	Socket



Wire Contact Termination Area Plating Material	Tin
Contact Underplating Material	Nickel
Contact Mating Area Plating Material	Gold
Contact Retention Within Housing	Without
Contact Current Rating (Max)	3 A

Termination Features

Termination Method to Wire & Cable	Crimp
------------------------------------	-------

Mechanical Attachment

PCB Mount Alignment Type	None
PCB Mount Retention	Without
Mating Alignment	With
Mating Alignment Type	Polarization
Mating Retention	With
Mating Retention Type	Latch

Housing Features

Housing Material	Thermoplastic GF
Housing Color	Red
	.079 in

Dimensions

Connector Height	23 mm[.905 in]
Product Width	8.6 mm[.338 in]
Product Length	19.8 mm[.779 in]

Usage Conditions

Operating Temperature Range	-30 – 75 °C[-22 – 167 °F]
-----------------------------	---------------------------

Operation/Application

Halogen Free	Yes
Shielded	No
Circuit Application	Signal

Identification Marking

Circuit Identification Feature	Without
--------------------------------	---------

Industry Standards

Glow Wire Rating	Standard Part - Not Glow Wire
------------------	-------------------------------



UL Flammability Rating	UL 94V-0
------------------------	----------

Packaging Features

Packaging Quantity	24
Packaging Method	Tube

Product Compliance

For compliance documentation, visit the product page on [TE.com](#)>

EU RoHS Directive 2011/65/EU	Compliant
EU ELV Directive 2000/53/EC	Compliant
China RoHS 2 Directive MIIT Order No 32, 2016	No Restricted Materials Above Threshold
EU REACH Regulation (EC) No. 1907/2006	Current ECHA Candidate List: JUNE 2024 (241) Candidate List Declared Against: JUNE 2024 (241) Does not contain REACH SVHC
Halogen Content	Not Low Halogen - contains Br or Cl > 900 ppm.
Solder Process Capability	Wave solder capable to 265°C

Product Compliance Disclaimer


This information is provided based on reasonable inquiry of our suppliers and represents our current actual knowledge based on the information they provided. This information is subject to change. The part numbers that TE has identified as EU RoHS compliant have a maximum concentration of 0.1% by weight in homogenous materials for lead, hexavalent chromium, mercury, PBB, PBDE, DBP, BBP, DEHP, DIBP, and 0.01% for cadmium, or qualify for an exemption to these limits as defined in the Annexes of Directive 2011/65/EU (RoHS2). Finished electrical and electronic equipment products will be CE marked as required by Directive 2011/65/EU. Components may not be CE marked. Additionally, the part numbers that TE has identified as EU ELV compliant have a maximum concentration of 0.1% by weight in homogenous materials for lead, hexavalent chromium, and mercury, and 0.01% for cadmium, or qualify for an exemption to these limits as defined in the Annexes of Directive 2000/53/EC (ELV). Regarding the REACH Regulation, the information TE provides on SVHC in articles for this part number is based on the latest European Chemicals Agency (ECHA) 'Guidance on requirements for substances in articles' posted at this URL: <https://echa.europa.eu/guidance-documents/guidance-on-reach>

Compatible Parts






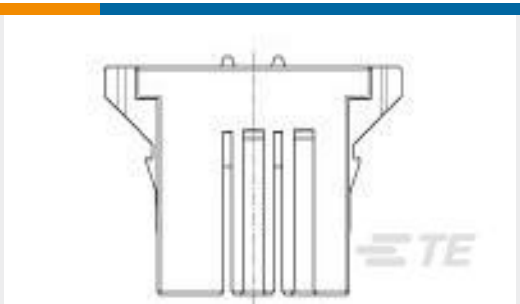
Customers Also Bought




TE Part #1-487378-4  
015 HOUSING FFC RCPT 100CL SR




TE Part #1717672-2  
CAP ASSY,2P,BRACKET REVERSE  
TYPE,ATAC CO




TE Part #1-1565878-3  
DYNAMIC3200 SINGLE REC HSG 3P  
SEQUENTIAL




TE Part #2209201-3  
Jack Assy, RA, Panel Mount, PCB,  
FAKRA




TE Part #1-1776544-2  
12P .563" DR, 600V




TE Part #1563308-2  
24POS, MIXED,PIN HSG,ASSY



TE Part #1-2017393-2  
C/A RPM777193/01100 ET-ET



TE Part #100307-1  
HOCHSTROMKONT-BUCHS



TE Part #1744560-5  
Header Housing Assy, EP 2.5 RA, 5 Pos.

Documents

Product Drawings

RITS CONN. SOCKET ASSY 6P RED TIN

English

CAD Files

3D PDF

3D

Customer View Model

ENG\_CVM\_CVM\_1-2295321-6\_A.2d\_dxf.zip

English

Customer View Model

ENG\_CVM\_CVM\_1-2295321-6\_A.3d\_igs.zip

English

Customer View Model

ENG\_CVM\_CVM\_1-2295321-6\_A.3d\_stp.zip

English

By downloading the CAD file I accept and agree to the [Terms and Conditions](#) of use.



Product Specifications

Product Specification

Japanese

Instruction Sheets

Instruction Sheet (non U.S.)

Japanese

RITS Connector Interconnection System/e-CON Connector

Japanese

Instruction Sheet (non U.S.)

Japanese

HAND TOOL FOR RITS PLUG SOCKET ASSEMBLY

Japanese