






LOW VF SCHOTTKY RECTIFIER



TO-247/PT



TO-247S/PTS



FEATURES

- Low forward voltage
- High current capability
- High forward surge capability
- Low power losses, High efficiency
- Guarding for over voltage protection



APPLICATIONS

Low VF Schottky barrier rectifier are designed for high frequency, miniature switched mode power supplies such as adapters ,lighting and on-board DC/DC conerters

Primary Characteristic

I_o	2*20A
V_{RRM}	45V
I_{FSM}	250A
V_F	0.43V
T_{jmax}	150°C

MECHANICAL DATA

- **Case:** Molded plastic
- **Polarity:** As marked
- **Mounting Position:** Any
- **Molded Plastic:** UL Flammability Classification Rating 94V-0
- Lead free in compliance with EU RoHS 2011/65/EU directive
- Solder bath temperature 275°C maximum,10s per JESD 22-B106

Maximum Ratings (Per Leg) at Ta=25°C unless otherwise specified

Characteristics	Symbol	Value	Unit
Maximum Repetitive Peak Reverse Voltage	V_{RRM}	45	V
Working Peak Reverse Voltage	V_{RWM}	45	V
Maximum DC Blocking Voltage	V_{DC}	45	V
Maximum Average Forward Rectified Current	Per Leg	IO	20
		Total	40
Peak Forward Surge Current,8.3 ms Single Half Sine-wave Superimposed on Rated Load (JEDEC method)	I_{FSM}	250	A
Operating Temperature Range	T_J	-50 to +150	°C
Storage Temperature Range	T_{STG}	-50 to +150	°C
Typical Thermal Resistance (Note1)	$R_{\theta JC}$	2	°C/W

Note1: Thermal resistance from Junction to case per leg mounted on heatsink.

Electrical Characteristics (Per Leg) unless otherwise specified

Characteristics	Symbol	Value		Unit
Forward Voltage Drop(Note2)		Typ.	Max.	V
		at $I_F=5A$	TA=25°C	
	TA=125°C	0.27	-	
at $I_F=10A$	TA=25°C	0.41	-	
	TA=125°C	0.33	-	
at $I_F=20A$	TA=25°C	0.47	0.55	
	TA=125°C	0.43	-	
Maximum Reverse Current at $V_R=45V$	I_R	TA=25°C	90	
		TA=125°C	22	mA

Note2:Pulse test: 300 µs pulse width, 1 % duty cycle



RATINGS AND CHARACTERISTIC CURVES

FIG. 1 MAXIMUM FORWARD CURRENT DERATING CURVE

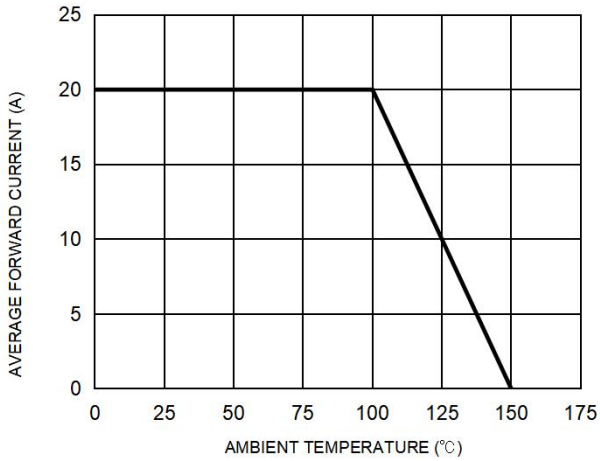


FIG. 2 MAXIMUM NON-REPETITIVE FORWARD SURGE CURRENT PER LEG

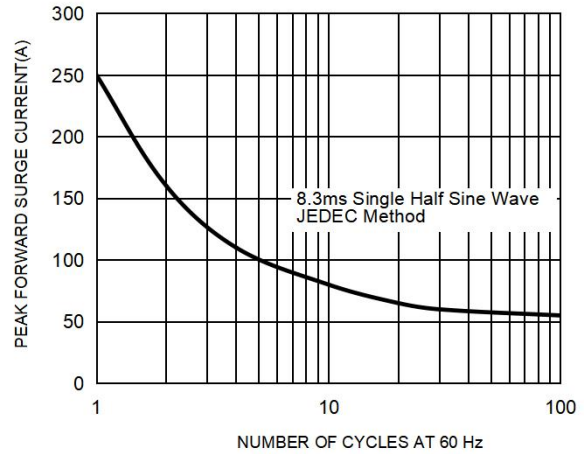


FIG. 3 TYPICAL FORWARD CHARACTERISTICS PER LEG

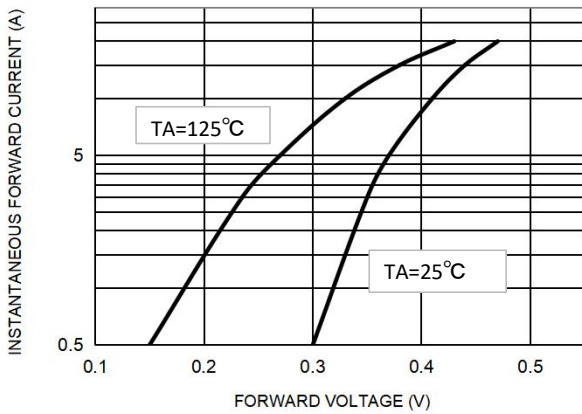
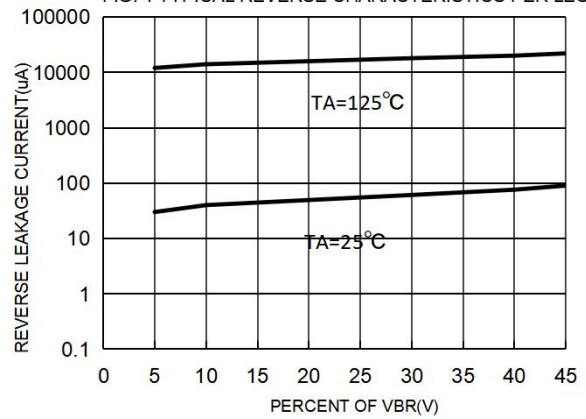


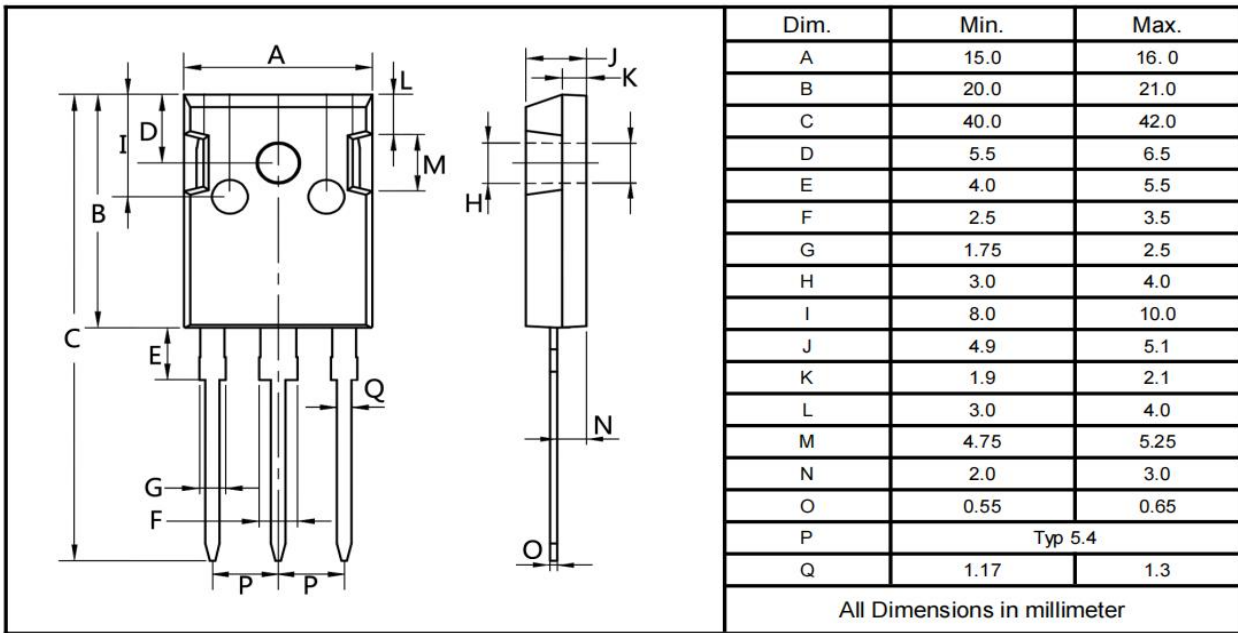
FIG. 4 TYPICAL REVERSE CHARACTERISTICS PER LEG



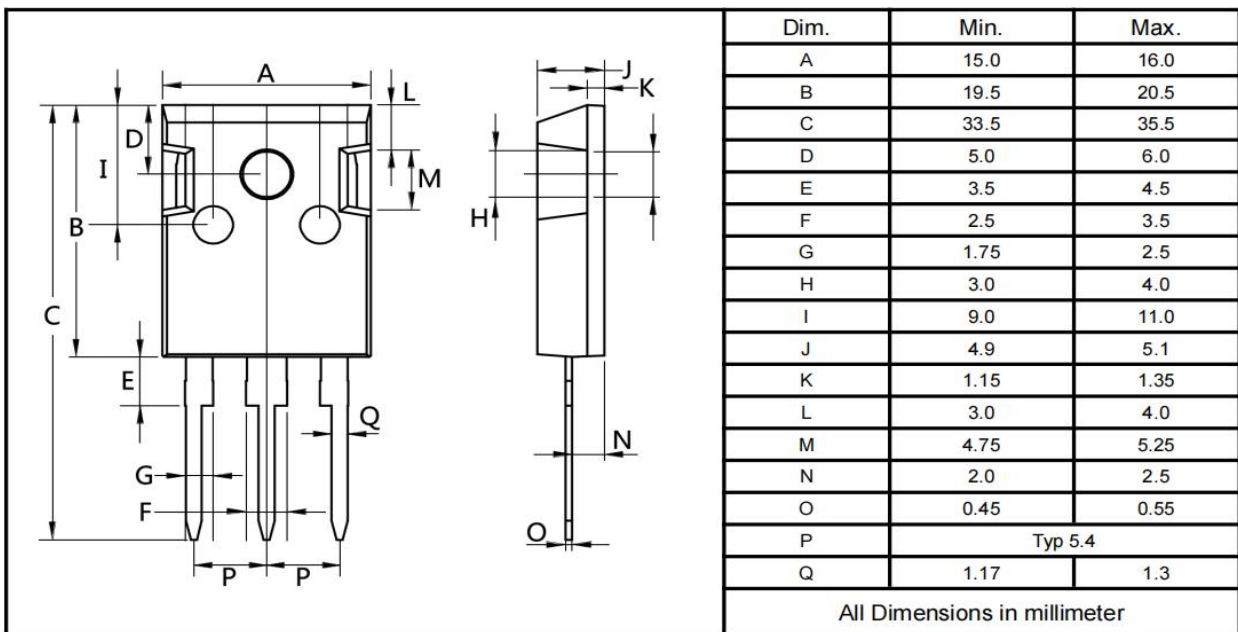


Package Outline Dimensions millimeters

TO-247

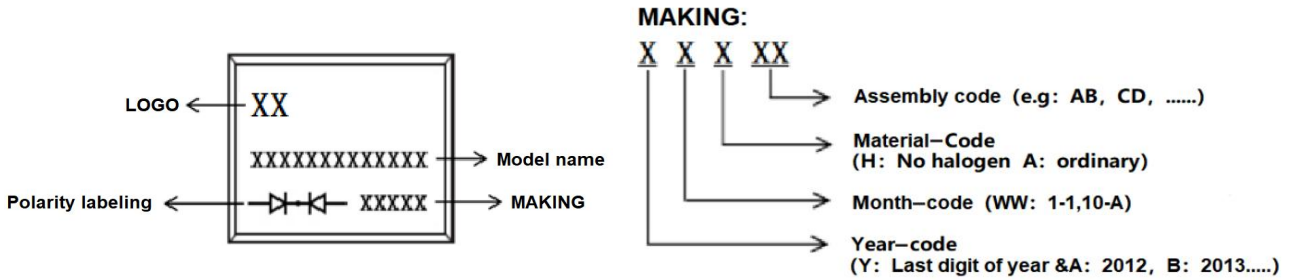


TO-247S





Marking on the body



Ordering information

Part Number	Package	Unit Weight	Base Quantity	Delivery mode
SBT40L45PT	TO-247	0.209oz(5.93g)	30 pcs / tube	600pcs/box 3000pcs/carton
SBT40L45PTS	TO-247S	0.158oz(4.48g)	30 pcs / tube	600pcs/box 3000pcs/carton

Note: For Halogen Free molding compound, add "H" suffix to part number above.

packing instruction

PKG	最小包装	内盒	外箱
TO-247 TO-247S			
	30PCS/管	600pcs/盒	3000pcs/箱

Notice

- All product, product specifications and data are subject to change without notice to improve. The right to explain is owned by LINGXUN electronics company.
- Confirm that operation temperature is within the specified range described in the product specification. Avoid applying power exceeding normal rated power;
exceeding the power rating under steady-state loading condition may negatively affect product performance and reliability.
- LINGXUN electronics shall not be in any way responsible or liable for failure induced under deviant condition from what is defined in this document.