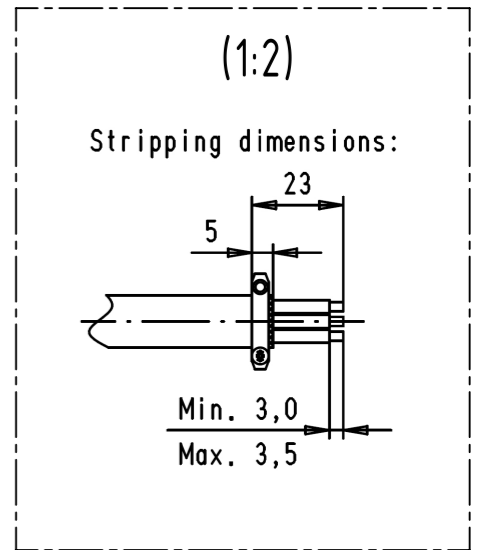
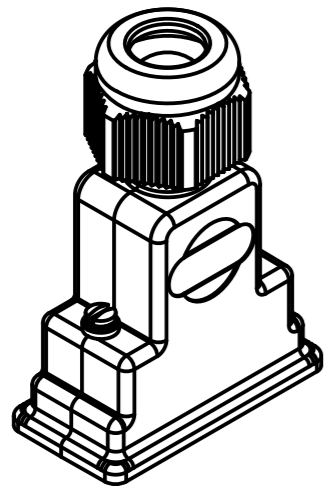
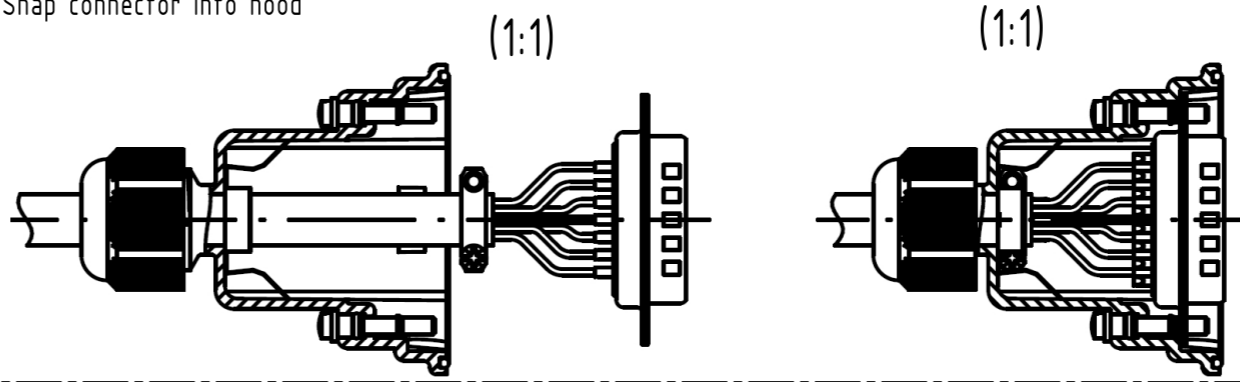
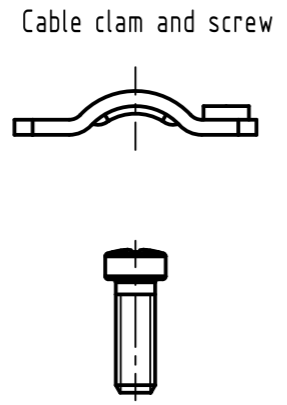


Mounting instructions:
 The peeled back cable braiding must not extend over the cable clamp, in order not to damage the gasket or to impair its performance
 Pull back cable until cable clamp snaps into shielding plate
 Snap connector into hood



Not mounted parts



For rear mounted mating connectors, panel thickness is comprised between 1 and 2 for safe contact area

Max. torques are 0,4 N.m

0967 009 0439	M3
0967 009 0438	4-40 UNC
Part number	Mounting screw thread

All rights reserved Department EC PD - CN HARTING Electronics GmbH D-32339 Espelkamp	All Dimensions in mm Original Size DIN A3	Scale 2:1	Free size tol.	Ref. Sub.
	Created by ZHUANGJ	Inspected by LUOK	Standardisation KOHLER	Date 2016-10-13
Title D-Sub 9-pole IP67 top entry black plastic hood with nut				Doc-Key / ECM-Nr. 100693024/UGD/000/A 500000110105
Type TB		Number 0967009043Y		Rev. A
				Page 1/1