

175217-3 ✓ ACTIVE

[Dynamic Series](#) | [Dynamic 3000 Series](#)

TE Internal #: 175217-3

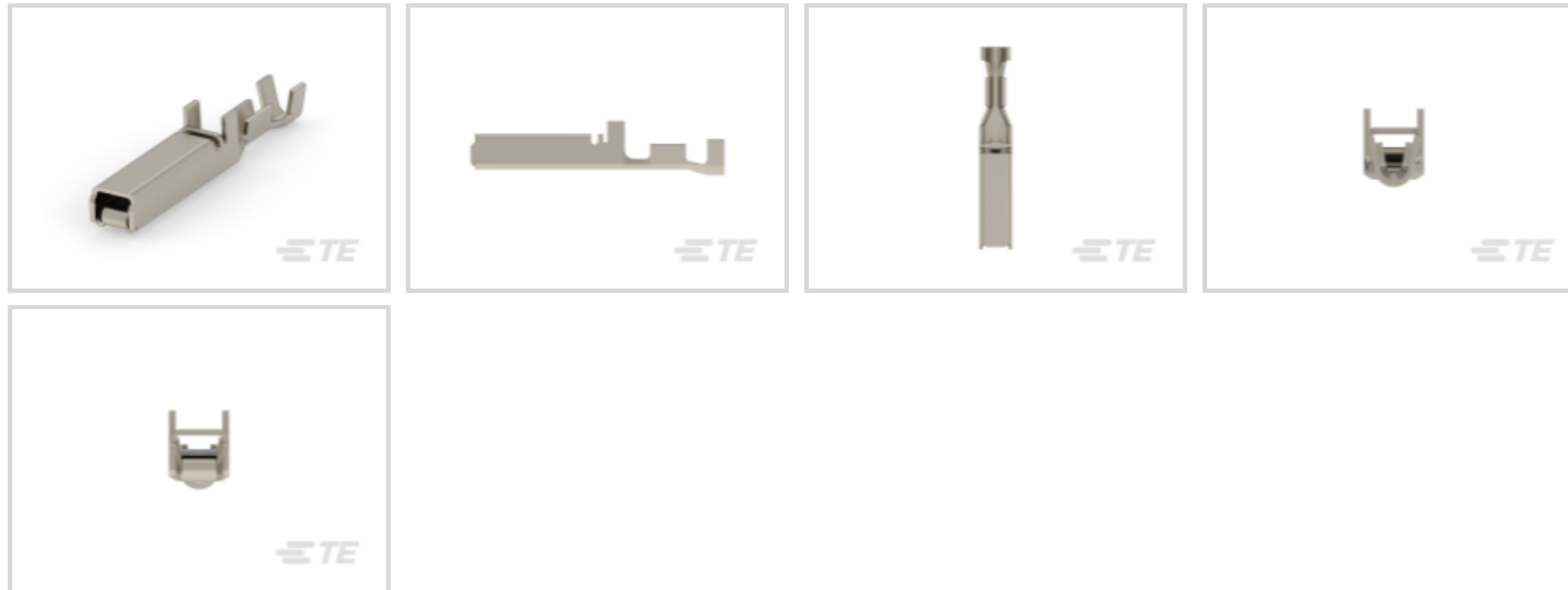
Receptacle Contact, Gold, 250 VAC, Discrete Wire, 24 – 20 AWG

Wire Size, .2 – .6 mm² Wire Size, Crimp, Copper Alloy, Dynamic 3000 Series

[View on TE.com >](#)



Connectors > Contacts > Connector Contacts > DYNAMIC 3000 CONTACT



Contact Type: **Receptacle**

Contact Mating Area Plating Material: **Gold**

Wire Contact Termination Area Plating Material: **Gold**

Operating Voltage: **250 VAC**

Compatible With Wire & Cable Type: **Discrete Wire**

[All DYNAMIC 3000 CONTACT \(91\)](#)

Features

Product Type Features

Discrete Wire Type	Stranded
Sealable	No

Configuration Features

Compatible With Wire & Cable Type	Discrete Wire
-----------------------------------	---------------

Electrical Characteristics

Operating Voltage	250 VAC
-------------------	---------

Contact Features

Mating Tab Width	2 mm[.08 in]
Mating Tab Thickness	.64 mm[.025 in]
Wire Contact Termination Area Plating Thickness	.76 µm[30 µin]
Contact Mating Area Plating Material Thickness	.76 µm[30 µin]
Contact Length	17.8 mm[.7 in]



Contact Orientation	Straight
Barrel Type	Open
Contact Type	Receptacle
Contact Mating Area Plating Material	Gold
Wire Contact Termination Area Plating Material	Gold
Contact Base Material	Copper Alloy
Contact Current Rating (Max)	15 A

Termination Features

Termination Method to Wire & Cable	Crimp
Product Terminates To	Wire & Cable

Mechanical Attachment

Wire Insulation Support	With
-------------------------	------

Dimensions

Compatible Insulation Diameter Range	1.2 – 2.6 mm [.047 – .102 in]
Wire Size	.2 – .6 mm ²

Usage Conditions

Operating Temperature Range	-55 – 105 °C [-67 – 221 °F]
-----------------------------	-----------------------------

Operation/Application

Circuit Application	Power & Signal
---------------------	----------------

Industry Standards

UL Flammability Rating	UL 94V-0
------------------------	----------

Packaging Features

Packaging Quantity	5000
Packaging Method	Bag & Box

Product Compliance

[For compliance documentation, visit the product page on TE.com>](#)

EU RoHS Directive 2011/65/EU	Compliant
EU ELV Directive 2000/53/EC	Compliant
China RoHS 2 Directive MIIT Order No 32, 2016	No Restricted Materials Above Threshold
EU REACH Regulation (EC) No. 1907/2006	Current ECHA Candidate List: JUNE 2024 (241)



Candidate List Declared Against: JUNE 2024 (241)

Does not contain REACH SVHC

Halogen Content

Low Halogen - Br, Cl, F, I < 900 ppm per homogenous material. Also BFR/CFR/PVC Free

Solder Process Capability

Not applicable for solder process capability

Product Compliance Disclaimer

This information is provided based on reasonable inquiry of our suppliers and represents our current actual knowledge based on the information they provided. This information is subject to change. The part numbers that TE has identified as EU RoHS compliant have a maximum concentration of 0.1% by weight in homogenous materials for lead, hexavalent chromium, mercury, PBB, PBDE, DBP, BBP, DEHP, DIBP, and 0.01% for cadmium, or qualify for an exemption to these limits as defined in the Annexes of Directive 2011/65/EU (RoHS2). Finished electrical and electronic equipment products will be CE marked as required by Directive 2011/65/EU. Components may not be CE marked. Additionally, the part numbers that TE has identified as EU ELV compliant have a maximum concentration of 0.1% by weight in homogenous materials for lead, hexavalent chromium, and mercury, and 0.01% for cadmium, or qualify for an exemption to these limits as defined in the Annexes of Directive 2000/53/EC (ELV). Regarding the REACH Regulation, the information TE provides on SVHC in articles for this part number is based on the latest European Chemicals Agency (ECHA) 'Guidance on requirements for substances in articles' posted at this URL: <https://echa.europa.eu/guidance-documents/guidance-on-reach>

Compatible Parts



TE Part # CAT-D9934-A75B
Receptacle and Tab Housing: 5.08 mm Pitch, 250-600V



TE Part # CAT-D9934-A75A
DYNAMIC 3100 REC AND TAB HSG



TE Part # CAT-D9934-A75C
DYNAMIC 3500 REC AND TAB HSG



TE Part # 91559-1
CCII D-3 M REC TAB 24-20 ASSY



TE Part # 917249-1
DYNAMIC D-3400F REC HSG 20P



TE Part # 234168-1
EXTRACTION TOOL(DYNAMIC D-3)



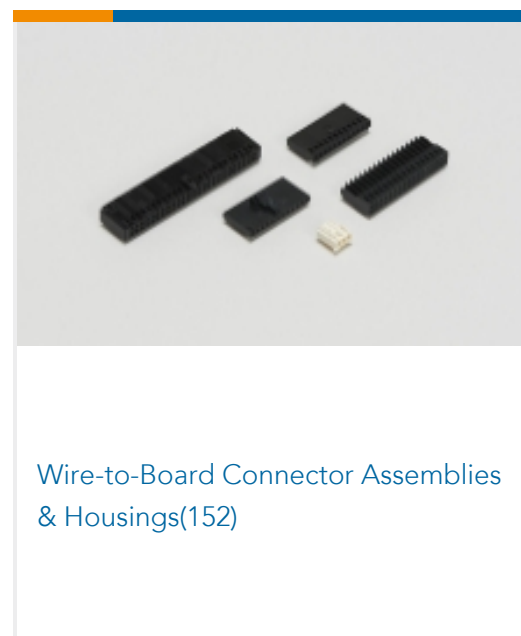

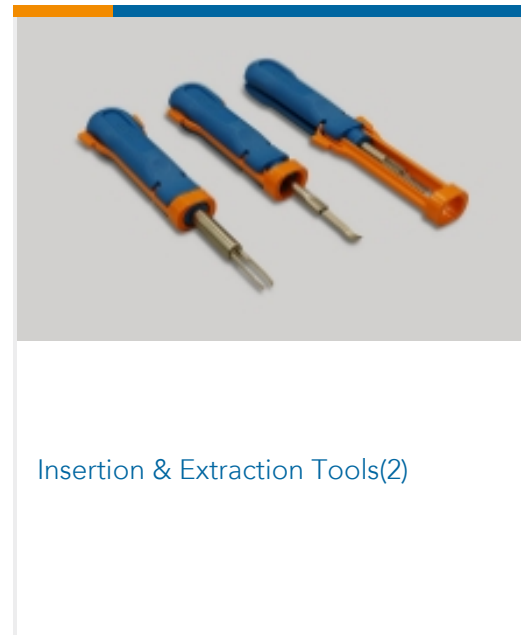

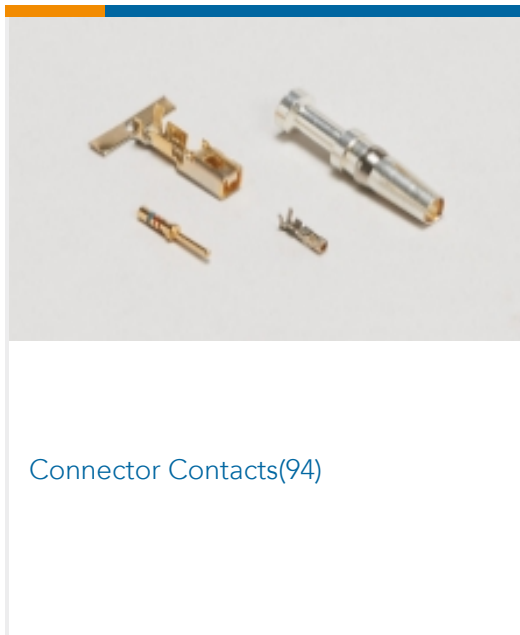
TE Part # 178214-1
DYNAMIC 3400 REC HSG 12P



TE Part # 58571-1
PROCRIMP TL W/DIE DYN3RH



Also in the Series | **Dynamic 3000 Series**



Customers Also Bought





Documents

Product Drawings

DYNAMIC REC CONTACT M L/P

English

CAD Files

Customer View Model

ENG_CVM_CVM_175217-3_B.2d_dxf.zip

English

3D PDF

3D

Customer View Model

ENG_CVM_CVM_175217-3_B.3d_igs.zip

English

Customer View Model

ENG_CVM_CVM_175217-3_B.3d_stp.zip

English

By downloading the CAD file I accept and agree to the [Terms and Conditions](#) of use.

Product Specifications

Application Specification

English

Instruction Sheets

Instruction Sheet (non U.S.)

Japanese

Instruction Sheet (non U.S.)

English

Instruction Sheet (non U.S.)

Japanese

PEW12 HAND TOOL(D3000-M)

Japanese

Agency Approvals

TUV Certificate

English