



Terminals & Splices > Ring Terminals



Ring Terminal Product Type: Closed Ring Tongue Terminal

Wire Size: 13100 – 20800 CMA

Stud Size: M8

Features

Product Type Features

Ring Terminal Product Type	Closed Ring Tongue Terminal
Stud Size	M8
Sealable	No
Wire Insulation Support Retention Type	Insulation Support

Configuration Features

Number of Holes	1
-----------------	---

Body Features

Insulation Sleeve Color	Red
Stripe Color	Red
Product Weight	3.509 g

Contact Features

Barrel Type	Closed
Terminal Orientation	Straight
Terminal Plating Material	Tin

Mechanical Attachment

Wire Insulation Support	With
-------------------------	------



Dimensions

Wire Size	13100 – 20800 CMA
Stud Diameter	8.33 mm[.328 in]
Tongue Thickness	.79 mm[.031 in]
Product Length	39.17 mm[1.542 in]
Compatible Insulation Diameter (Max)	6.5 mm[.256 in]
Compatible Insulation Diameter Range	6.5 mm[.256 in]

Usage Conditions

Insulation Option	Partially Insulated
Operating Temperature Range	105 °C[221 °F]

Operation/Application

Compatible With Wire Base Material	Copper
Compatible With Wire Plating Material	Tin

Industry Standards

Government Qualified Terminal	No
-------------------------------	----

Packaging Features

Packaging Quantity	100
Packaging Method	Loose Piece

Product Compliance

For compliance documentation, visit the product page on TE.com>

EU RoHS Directive 2011/65/EU	Compliant
EU ELV Directive 2000/53/EC	Compliant
China RoHS 2 Directive MIIT Order No 32, 2016	No Restricted Materials Above Threshold
EU REACH Regulation (EC) No. 1907/2006	Current ECHA Candidate List: JUNE 2024 (241) Candidate List Declared Against: JUNE 2024 (241) Does not contain REACH SVHC
Halogen Content	BFR/CFR/PVC Free, but Br/Cl >900 ppm in other sources.
Solder Process Capability	Not applicable for solder process capability

Product Compliance Disclaimer






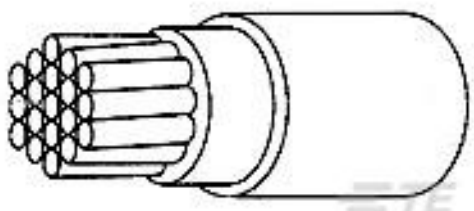
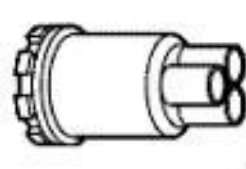



This information is provided based on reasonable inquiry of our suppliers and represents our current actual knowledge based on the information they provided. This information is subject to change. The part numbers that TE has identified as EU RoHS compliant have a maximum concentration of 0.1% by weight in homogenous materials for lead, hexavalent chromium, mercury, PBB, PBDE, DBP, BBP, DEHP, DIBP, and 0.01% for cadmium, or qualify for an exemption to these limits as defined in the Annexes of Directive 2011/65/EU (RoHS2). Finished electrical and electronic equipment products will be CE marked as required by Directive 2011/65/EU. Components may not be CE marked. Additionally, the part numbers that TE has identified as EU ELV compliant have a maximum concentration of 0.1% by weight in homogenous materials for lead, hexavalent chromium, and mercury, and 0.01% for cadmium, or qualify for an exemption to these limits as defined in the Annexes of Directive 2000/53/EC (ELV). Regarding the REACH Regulation, the information TE provides on SVHC in articles for this part number is based on the latest European Chemicals Agency (ECHA) 'Guidance on requirements for substances in articles' posted at this URL: <https://echa.europa.eu/guidance-documents/guidance-on-reach>

Compatible Parts

 <p>TE Part # 47820 HYP8 TERMINYL 8AWG DIE SET</p>	 <p>TE Part # 1490597-1 HYP10 TERMINYL 8AWG DIE SET</p>	 <p>TE Part # 1901006-1 ASSEMBLY, TERMINYL DIE #8</p>	 <p>TE Part # 601129-2 HAND TOOL (A.S.I.)</p>
--	---	---	---

Customers Also Bought

 <p>TE Part #323171 TERMINAL,SOLIS R HR 6 5/16</p>	 <p>TE Part #1-171196-0 6 POS MATE-N-LOK S</p>	 <p>TE Part #1-322337-0 DG 16-14 HT CHROMEL R 8</p>	 <p>TE Part #324051 TERMINAL,T-N R 4 5/16</p>
 <p>TE Part #450213-000 CTA-0165</p>	 <p>TE Part #9839793001 99M0111-20-9</p>	 <p>TE Part #557732-001 CES-4-T1</p>	 <p>TE Part #ZPF000000000018706 FDBA 50H 10-6 PN-K</p>



Documents

Product Drawings

TERMINAL,T-N R 8 5/16

English

CAD Files

3D PDF

English

Customer View Model

ENG_CVM_324044_D.2d_dxf.zip

English

Customer View Model

ENG_CVM_324044_D.3d_igs.zip

English

Customer View Model

ENG_CVM_324044_D.3d_stp.zip

English

By downloading the CAD file I accept and agree to the [Terms and Conditions](#) of use.