


AS

Hyper-miniature Slide Switches



RoHS Compliant

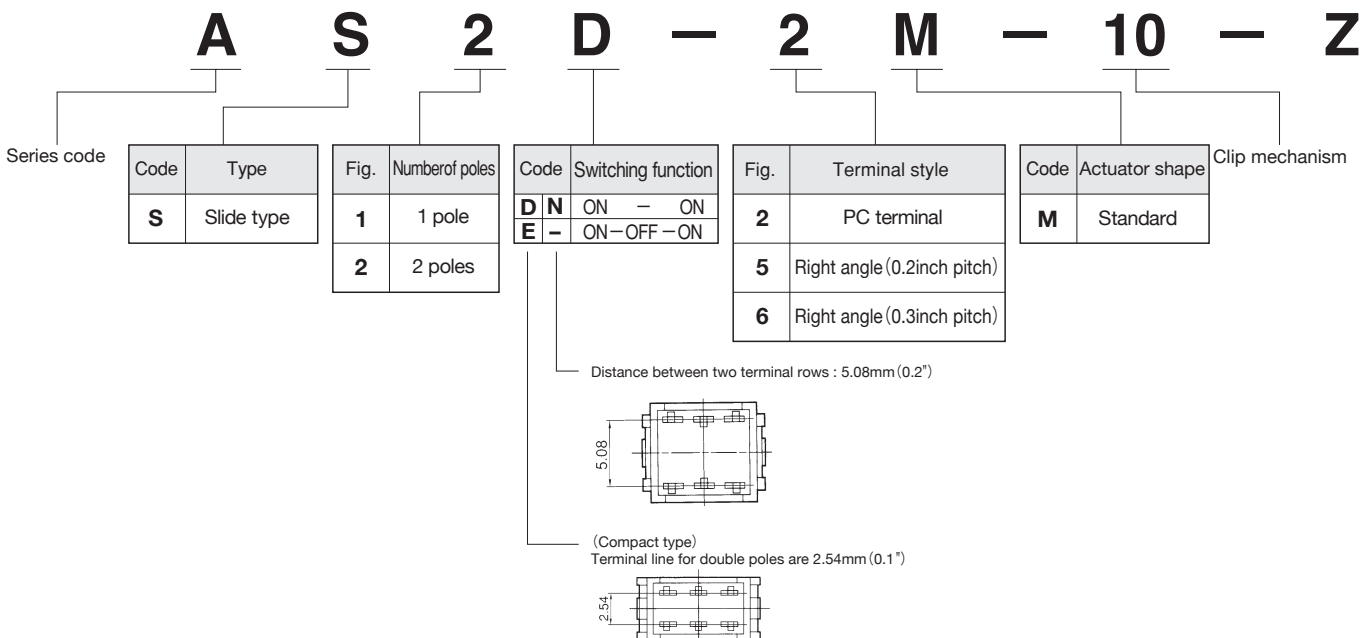
Features

- High Contact Reliability**
Twin-contact clip mechanism for high contact reliability.
- Gold-plated contacts suitable for low current applications**
- For PC board mounting**
- Improved operability**
The independent detent structure provides a light operating touch.


Specifications

Rating	0.4VA AC/DC	Voltage range	20mV~60V
		Current range	1 μA~50mA
	Max.	50mA 60VAC/DC	
	Min.	1 μA 20mV AC/DC	
Initial contact resistance		50mΩ max.	(1.5mA 200μVAC)
Dielectric strength		250VAC 1 minute	
Initial insulation resistance		500MΩ min.	(500VDC)
Electrical life		10,000 cycles at max. rating. 50,000 cycles at min. rating or 0.4VA	
Operating force		0.69~4.9N	
Operating temperature range		-20°C~+85°C	
Storage temperature range		-40°C~+85°C	

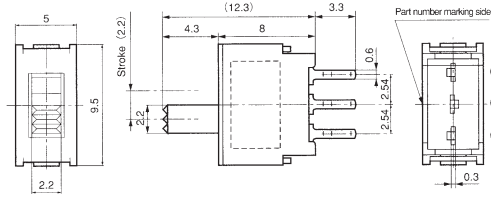
Part Numbering



SPDT




PC



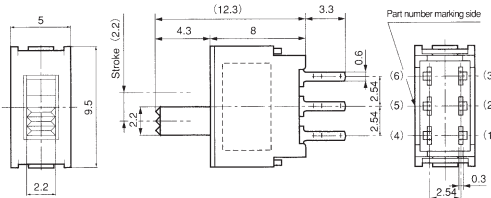
Switching function	Viewed from part No. marking side		
Part No.			
AS1D-2M-10-Z	ON	—	ON
★AS1E-2M-10-Z	ON	OFF	ON
Connecting terminals	2-1	—	2-3

DPDT

Distance between two terminal rows : 2.54 mm




PC



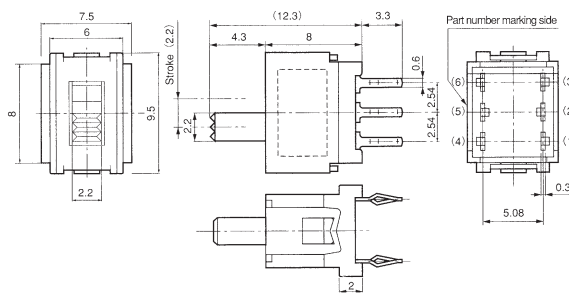
Switching function	Viewed from part No. marking side		
Part No.			
AS2D-2M-10-Z	ON	—	ON
★AS2E-2M-10-Z	ON	OFF	ON
Connecting terminals	2-1 5-4	—	2-3 5-6

DPDT

Distance between two terminal rows : 5.08 mm




PC



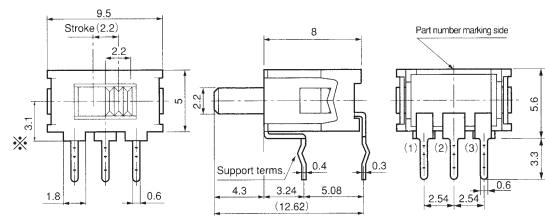
Switching function	Viewed from part No. marking side		
Part No.			
★AS2N-2M-10-Z	ON	—	ON
Connecting terminals	2-1 5-4	—	2-3 5-6

SPDT

※Mounting height : 3.1mm




0.2R/A



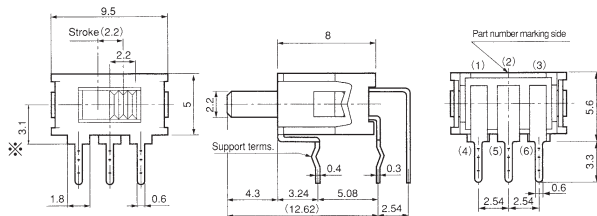
Switching function	Viewed from part No. marking side		
Part No.			
AS1D-5M-10-Z	ON	—	ON
AS1E-5M-10-Z	ON	OFF	ON
Connecting terminals	2-1	—	2-3

DPDT

※Mounting height : 3.1mm




0.2R/A



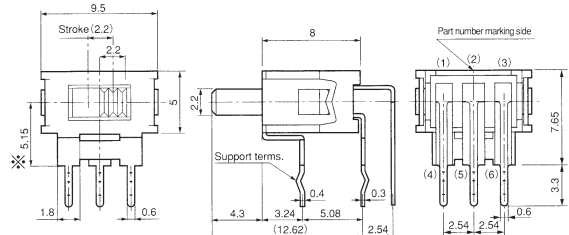
Switching function	Viewed from part No. marking side		
Part No.			
AS2D-5M-10-Z	ON	—	ON
Connecting terminals	2-1 5-4	—	2-3 5-6

DPDT

※Mounting height : 5.15mm



0.2R/A




Switching function	Viewed from part No. marking side		
Part No.			
★AS2N-5M-10-Z	ON	—	ON
Connecting terminals	2-1 5-4	—	2-3 5-6

☆ : Semi-standard products. ★ : Made to order products. Terminal numbers are not shown on the switch. Non-marking : standard stock items.

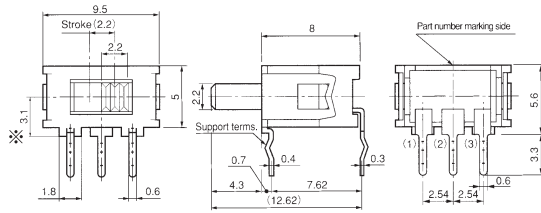
AS

SPDT

※Mounting height : 3.1mm




0.3R/A



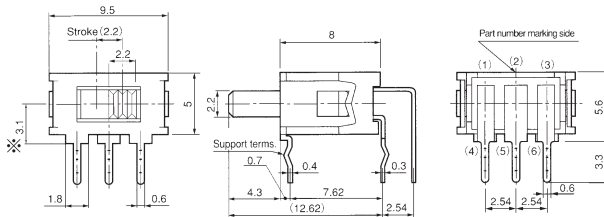
Switching function	Viewed from part No. marking side		
Part No.			
AS1D-6M-10-Z	ON	—	ON
Connecting terminals	2-1	—	2-3

DPDT

※Mounting height : 3.1mm




0.3R/A



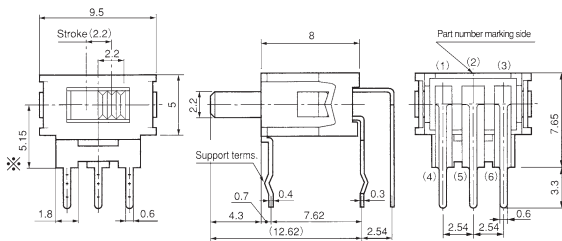
Switching function	Viewed from part No. marking side		
Part No.			
☆AS2D-6M-10-Z	ON	—	ON
★AS2E-6M-10-Z	ON	OFF	ON
Connecting terminals	2-1 5-4	—	2-3 5-6

DPDT

※Mounting height : 5.15mm

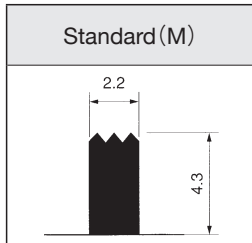


0.3R/A




Switching function	Viewed from part No. marking side		
Part No.			
☆AS2N-6M-10-Z	ON	—	ON
Connecting terminals	2-1 5-4	—	2-3 5-6

Actuator Shape



Bracket Installation Procedure



Optional Accessories

(Sold separately)

Part Name	Bracket
Part No.	140000640324
Dimensions	

PC Hole Layouts

Series	P/C terminal		Right Angle terminal	
	Whitout bracket	Whit bracket	0.2inch pitch	0.3inch pitch
AS1D AS1E				
AS2D AS2E				
AS2N				

★ : Made to order products.

☆ : Semi-standard products.

:Optional Accessories.