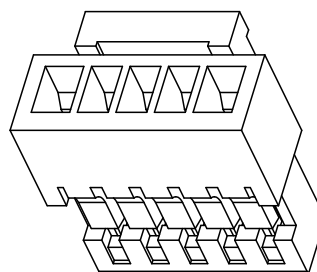
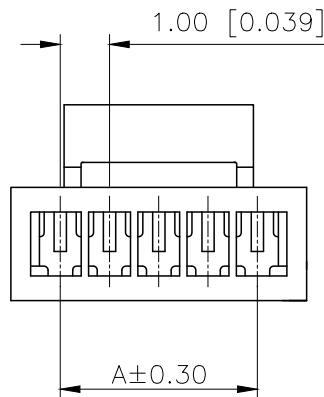


REVISIONS					
REV.	ECN NO.	LOCATION	DESCRIPTION	DATE	DESIGN
A0	N/A		INITIAL RELEASE		
A1	N/A		图面升级整理图面	2024.08.30	阿树



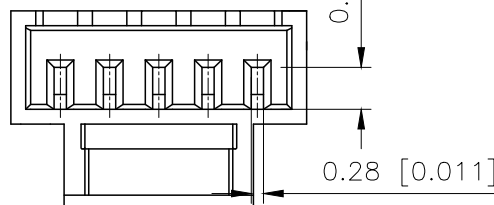
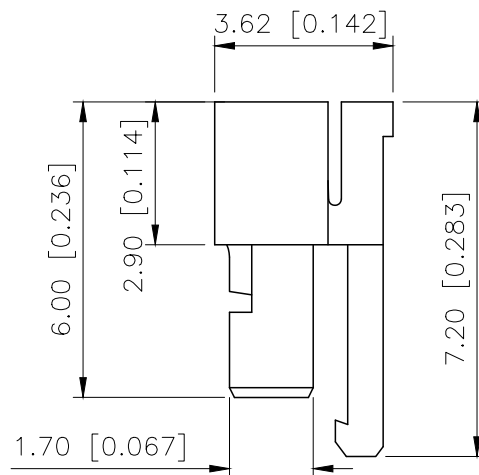
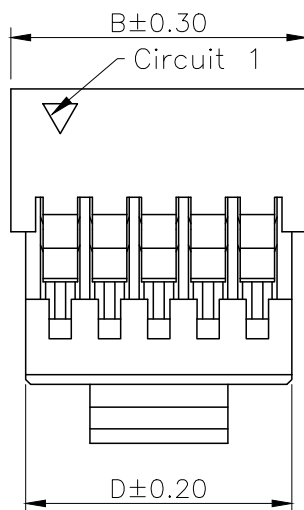
■SPECIFICATIONS

- Voltage rating:125V AC/DC
- Current rating:1A AC/DC
- Withstanding Voltage:500V AC/minute
- Temperature range:-40°C~+125°C
- Insulation resistance:≥100MΩ
- Contact resistance:≤20mΩ
- After environmental testing:≤40mΩ

PART NO.:

X1002 H-XX B-NO HF  
① ② ③ ④ ⑤ ⑥

- ①Series No
- ②Category:H-HSG
- ③Row No.Pin No:XX-02~20Pin
- ④Plug the Pin & Special No:B-Ultra-thin hook
- ⑤Material:NO-PA66 94V0
- ⑥HF-Halogen Free



Poles	Dimensions/mm			Poles	Dimensions/mm		
	A	B	C		A	B	C
02	1.00	3.00	2.40	12	11.00	13.00	12.40
03	2.00	4.00	3.40	13	12.00	14.00	13.40
04	3.00	5.00	4.40	14	13.00	15.00	14.40
05	4.00	6.00	5.40	15	14.00	16.00	15.40
06	5.00	7.00	6.40	16	15.00	17.00	16.40
07	6.00	8.00	7.40	17	16.00	18.00	17.40
08	7.00	9.00	8.40	18	17.00	19.00	18.40
09	8.00	10.00	9.40	19	18.00	20.00	19.40
10	9.00	11.00	10.40	20	19.00	21.00	20.40
11	10.00	12.00	11.40				

X1002H-XXB-N0	PA66 UL 94V-0	X1002T-A	X1002W
X1002H-XXB-N0HF	PA66 UL 94V-0 Halogen Free	X1002T-A	X1002W
PART NO	Material(Wafer)	Suitable XKB Terminal	Suitable XKB Terminal

ANGLAR	±5°
X.	±0.40
X.x	±0.30
X.xx	±0.20
X.xxx	±0.15
UNSPECIFIED TOLERANCES	



DESIGN	阿树	VIEW:		MODEL TYPE:	1.0mm Crimp Style Connectors
CHECKED		UNIT:	mm/in	PART NO.:	X1002H-XXB-N0HF
APPROVED		SIZE:	A4	DWG NO.:	

XKB INDUSTRIAL PRECISION CO.,LIMITED

SCALE	PAGE	REVISION
N/A	1/1	A1