




Connectors > PCB Connectors > PCB Headers & Receptacles > Header Assembly: Wire-to-Board, 15A, gold or tin plated



PCB Connector Assembly Type: **PCB Mount Header**

Connector System: **Wire-to-Board**

Number of Positions: **12**

Number of Rows: **2**

Centerline (Pitch): **5.08 mm [.2 in]**

[All Header Assembly: Wire-to-Board, 15A, gold or tin plated \(16\)](#)

Features

Product Type Features

PCB Connector Assembly Type	PCB Mount Header
Connector System	Wire-to-Board
Header Type	Fully Shrouded
Sealable	No
Connector & Contact Terminates To	Printed Circuit Board

Configuration Features

Number of Positions	12
Number of Rows	2
PCB Mount Orientation	Vertical

Body Features

Primary Product Color	Black
-----------------------	-------

Contact Features

--	--



Contact Mating Area Plating Material Thickness	2 µm[80 µin]
Contact Mating Area Plating Material Finish	Matte
Contact Mating Area Plating Material	Tin
Contact Type	Pin
Contact Current Rating (Max)	15 A

Termination Features

Termination Method to PCB	Through Hole - Solder
---------------------------	-----------------------

Mechanical Attachment

Mating Alignment Type	Polarization
Mating Retention	With
PCB Mount Retention Type	Retention Leg
Connector Mounting Type	Board Mount
Mating Alignment	With
PCB Mount Alignment	Without
PCB Mount Retention	With

Housing Features

Housing Material	Polyester GF
Centerline (Pitch)	5.08 mm[.2 in]

Usage Conditions

Operating Temperature Range	-55 – 105 °C[-67 – 221 °F]
-----------------------------	----------------------------

Operation/Application

Circuit Application	Power & Signal
---------------------	----------------

Industry Standards

UL Flammability Rating	UL 94V-0
------------------------	----------

Packaging Features

Packaging Method	Box, Tube
------------------	-----------

Product Compliance

For compliance documentation, visit the product page on TE.com>

EU RoHS Directive 2011/65/EU	Compliant
EU ELV Directive 2000/53/EC	Compliant
China RoHS 2 Directive MIIT Order No 32, 2016	No Restricted Materials Above Threshold



EU REACH Regulation (EC) No. 1907/2006	Current ECHA Candidate List: JUNE 2024 (241) Candidate List Declared Against: JUNE 2024 (241) Does not contain REACH SVHC
Halogen Content	Not Low Halogen - contains Br or Cl > 900 ppm.
Solder Process Capability	Wave solder capable to 265°C

Product Compliance Disclaimer


This information is provided based on reasonable inquiry of our suppliers and represents our current actual knowledge based on the information they provided. This information is subject to change. The part numbers that TE has identified as EU RoHS compliant have a maximum concentration of 0.1% by weight in homogenous materials for lead, hexavalent chromium, mercury, PBB, PBDE, DBP, BBP, DEHP, DIBP, and 0.01% for cadmium, or qualify for an exemption to these limits as defined in the Annexes of Directive 2011/65/EU (RoHS2). Finished electrical and electronic equipment products will be CE marked as required by Directive 2011/65/EU. Components may not be CE marked. Additionally, the part numbers that TE has identified as EU ELV compliant have a maximum concentration of 0.1% by weight in homogenous materials for lead, hexavalent chromium, and mercury, and 0.01% for cadmium, or qualify for an exemption to these limits as defined in the Annexes of Directive 2000/53/EC (ELV). Regarding the REACH Regulation, the information TE provides on SVHC in articles for this part number is based on the latest European Chemicals Agency (ECHA) 'Guidance on requirements for substances in articles' posted at this URL: <https://echa.europa.eu/guidance-documents/guidance-on-reach>

Compatible Parts

TE Part # 175362-1
DYNAMIC D-3500 REC HSG 2P

Also in the Series | Dynamic 3000 Series

Connector Contacts(94)	Connector Hardware(8)	Insertion & Extraction Tools(2)	PCB Headers & Receptacles(283)



PCB Terminal Blocks(37)




Standard Rectangular Connectors(2)



Wire-to-Board Connector Assemblies & Housings(152)

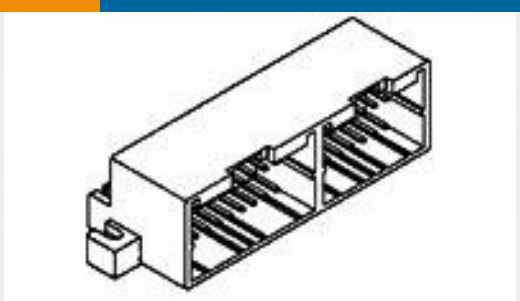
Customers Also Bought



TE Part #5499922-8
A/L UNIV HDR 34P VERT LG LAT



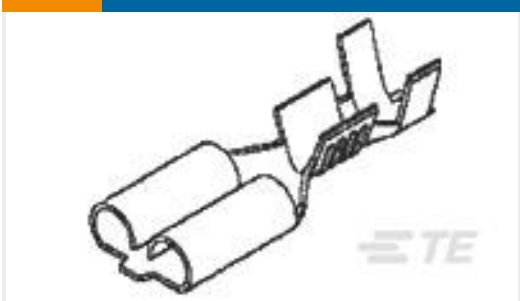
TE Part #1318124-1
DYNAMIC D2100 HDR V ASSY 6P




TE Part #174146-2
040 MULTILOCK I/O CONN 36PASSY



TE Part #1-66098-8
III+ PIN,18-16,TIN STRIP



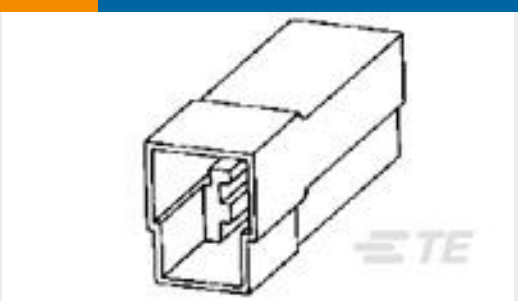
TE Part #170032-1
250 FASTON,REC.,20-14 AWG,BR



TE Part #2176078-1
EP 1W 10R 5%



TE Part #170361-1
UNIV M-N-L SOC. 26-22 AWG



TE Part #180940-5
FF 250 TAB HSG 3P NYLON BLACK

Documents

Product Drawings

DYNAMIC 3500 HDR ASSY 12P V

Japanese

CAD Files

3D PDF

English

Customer View Model

ENG_CVM_316516-5_B.3d_igs.zip

English

Customer View Model

ENG_CVM_316516-5_B.3d_stp.zip

English

Customer View Model

ENG_CVM_316516-5_B.2d_dxf.zip

English

By downloading the CAD file I accept and agree to the Terms and Conditions of use.



Datasheets & Catalog Pages

DYNAMIC 3500 SERIES

English

Product Specifications

Product Specification

English

Agency Approvals

TUV Certificate

English