

61375-1 ✓ ACTIVE

FASTON | FASTON 250

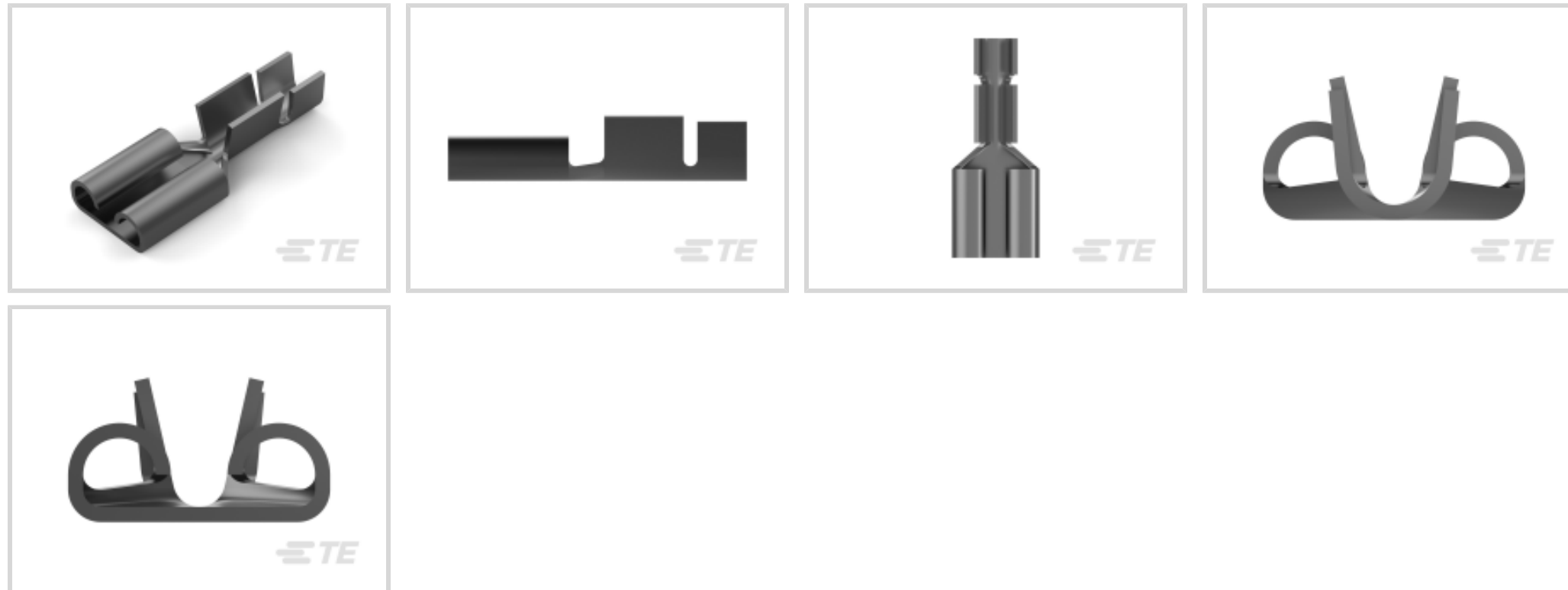
TE Internal #: 61375-1

Receptacle, 18 – 14 AWG Wire Size, .82 – 2.08 mm<sup>2</sup> Wire Size,  
Mating Tab Width 6.35 mm [.25 in], Straight, Brass, FASTON 250,  
Quick Disconnects

[View on TE.com >](#)



Terminals & Splices > Quick Disconnects



Quick Disconnect Terminal Type: **Receptacle**

Wire Size: **.82 – 2.08 mm<sup>2</sup>**

Mating Tab Width: **6.35 mm [.25 in]**

Mating Tab Thickness: **.81 mm [.032 in]**

## Features

### Product Type Features

|                 |        |
|-----------------|--------|
| Insertion Force | Normal |
|-----------------|--------|

### Configuration Features

|                     |        |
|---------------------|--------|
| Connection Capacity | Single |
|---------------------|--------|

|                                   |               |
|-----------------------------------|---------------|
| Compatible With Wire & Cable Type | Discrete Wire |
|-----------------------------------|---------------|

### Contact Features

|                                |            |
|--------------------------------|------------|
| Quick Disconnect Terminal Type | Receptacle |
|--------------------------------|------------|

|                  |                  |
|------------------|------------------|
| Mating Tab Width | 6.35 mm [.25 in] |
|------------------|------------------|

|                      |                  |
|----------------------|------------------|
| Mating Tab Thickness | .81 mm [.032 in] |
|----------------------|------------------|

|                      |          |
|----------------------|----------|
| Terminal Orientation | Straight |
|----------------------|----------|

|                       |       |
|-----------------------|-------|
| Contact Base Material | Brass |
|-----------------------|-------|

|                           |     |
|---------------------------|-----|
| Terminal Plating Material | Tin |
|---------------------------|-----|

|            |         |
|------------|---------|
| Crimp Type | F-Crimp |
|------------|---------|

|             |      |
|-------------|------|
| Barrel Type | Open |
|-------------|------|

### Termination Features



|                       |              |
|-----------------------|--------------|
| Product Terminates To | Wire & Cable |
|-----------------------|--------------|

### Mechanical Attachment

|                         |      |
|-------------------------|------|
| Wire Insulation Support | With |
|-------------------------|------|

|                       |        |
|-----------------------|--------|
| Mating Retention Type | Dimple |
|-----------------------|--------|

### Dimensions

|                             |                 |
|-----------------------------|-----------------|
| Terminal Material Thickness | .46 mm[.018 in] |
|-----------------------------|-----------------|

|                |                   |
|----------------|-------------------|
| Product Length | 19.17 mm[.755 in] |
|----------------|-------------------|

|                                      |                             |
|--------------------------------------|-----------------------------|
| Compatible Insulation Diameter Range | 1.52 – 2.8 mm[.06 – .11 in] |
|--------------------------------------|-----------------------------|

|           |                            |
|-----------|----------------------------|
| Wire Size | .82 – 2.08 mm <sup>2</sup> |
|-----------|----------------------------|

### Usage Conditions

|                   |             |
|-------------------|-------------|
| Insulation Option | Uninsulated |
|-------------------|-------------|

|                             |                            |
|-----------------------------|----------------------------|
| Operating Temperature Range | -40 – 110 °C[-40 – 230 °F] |
|-----------------------------|----------------------------|

### Industry Standards

|   |         |
|---|---------|
| Compatible With Agency/Standards Products | CSA, UL |
|---|---------|

### Packaging Features

|                    |       |
|--------------------|-------|
| Packaging Quantity | 12000 |
|--------------------|-------|

|                  |            |
|------------------|------------|
| Packaging Method | Strip/Reel |
|------------------|------------|

### Other

|      |         |
|------|---------|
| Line | Premier |
|------|---------|

## Product Compliance

[For compliance documentation, visit the product page on TE.com>](#)

|                              |           |
|------------------------------|-----------|
| EU RoHS Directive 2011/65/EU | Compliant |
|------------------------------|-----------|

|                             |           |
|-----------------------------|-----------|
| EU ELV Directive 2000/53/EC | Compliant |
|-----------------------------|-----------|

|   |   |
|---|---|
| China RoHS 2 Directive MIIT Order No 32, 2016 | No Restricted Materials Above Threshold |
|---|---|

|  |   |
|--|---|
| EU REACH Regulation (EC) No. 1907/2006 | Current ECHA Candidate List: JUNE 2024 (241)<br>Candidate List Declared Against: JUNE 2024 (241)<br>Does not contain REACH SVHC |
|--|---|

|                 |   |
|-----------------|---|
| Halogen Content | Low Halogen - Br, Cl, F, I < 900 ppm per homogenous material. Also BFR/CFR/PVC Free |
|-----------------|---|

|                           |  |
|---------------------------|--|
| Solder Process Capability | Not applicable for solder process capability |
|---------------------------|--|

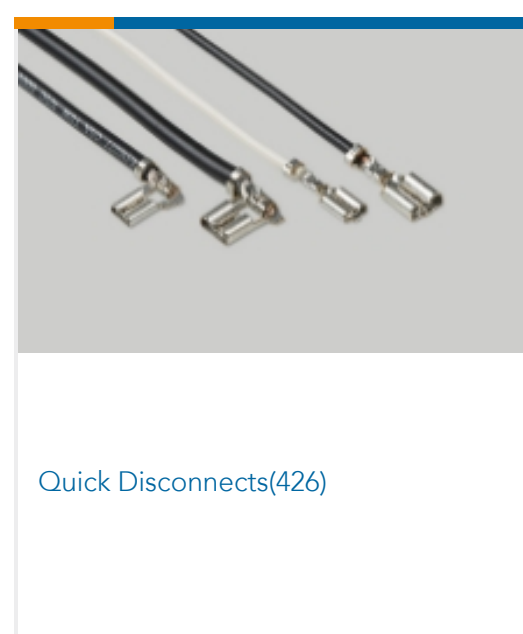

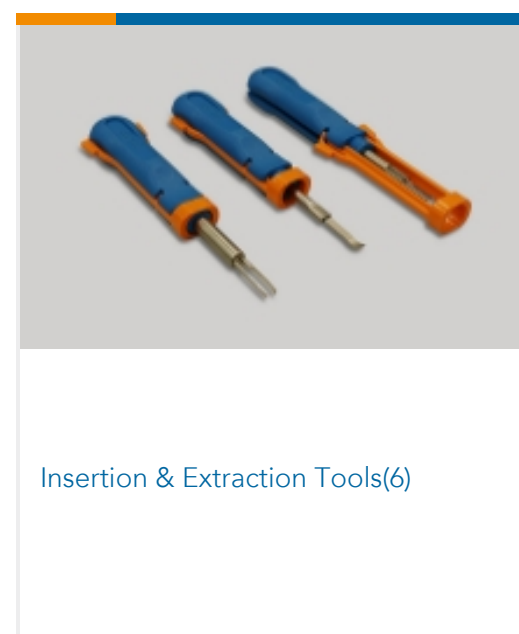
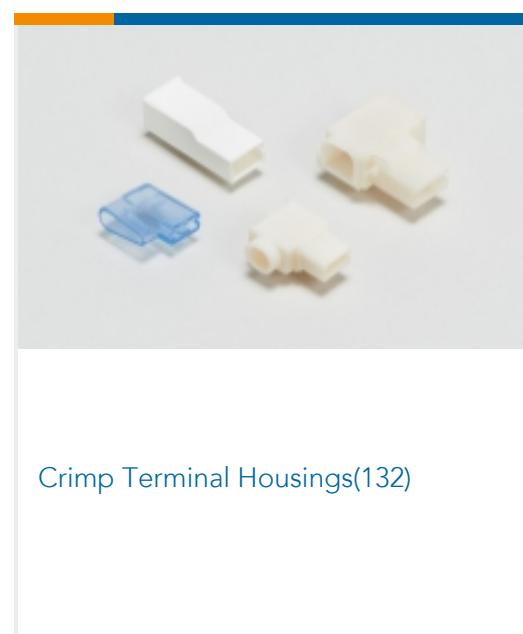

## Product Compliance Disclaimer

This information is provided based on reasonable inquiry of our suppliers and represents our current actual knowledge based on the information they provided. This information is subject to change. The part numbers that TE has identified as EU RoHS compliant have a maximum concentration of 0.1% by weight in homogenous materials for lead, hexavalent chromium, mercury, PBB, PBDE, DBP, BBP, DEHP, DIBP, and 0.01% for cadmium, or qualify for an exemption to these limits as defined in the Annexes of Directive 2011/65/EU (RoHS2). Finished electrical and electronic equipment products will be CE marked as required by Directive 2011/65/EU. Components may not be CE marked. Additionally, the part numbers that TE has identified as EU ELV compliant have a maximum concentration of 0.1% by weight in homogenous materials for lead, hexavalent chromium, and mercury, and 0.01% for cadmium, or qualify for an exemption to these limits as defined in the Annexes of Directive 2000/53/EC (ELV). Regarding the REACH Regulation, the information TE provides on SVHC in articles for this part number is based on the latest European Chemicals Agency (ECHA) 'Guidance on requirements for substances in articles' posted at this URL: <https://echa.europa.eu/guidance-documents/guidance-on-reach>

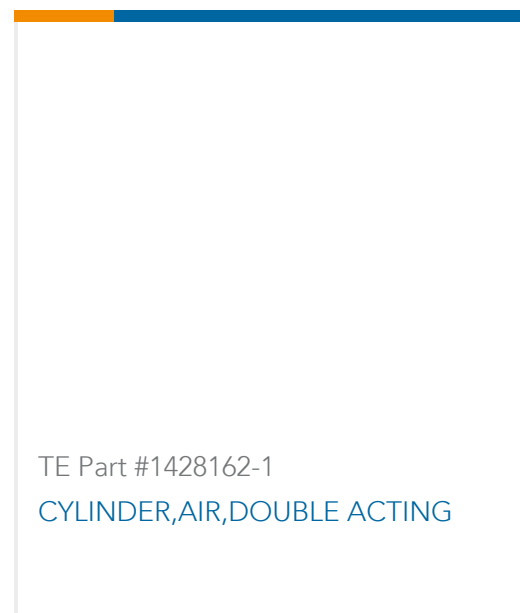
## Compatible Parts



## Also in the Series | FASTON 250



## Customers Also Bought



## Documents

### Product Drawings

[250 FASTON REC 18-14 AWG TPBR](#)

English

### CAD Files

Customer View Model

[ENG\\_CVM\\_CVM\\_61375-1\\_AA.2d\\_dxf.zip](#)

English

### 3D PDF

3D

Customer View Model

[ENG\\_CVM\\_CVM\\_61375-1\\_AA.3d\\_igs.zip](#)

English

Customer View Model

[ENG\\_CVM\\_CVM\\_61375-1\\_AA.3d\\_stp.zip](#)

English

By downloading the CAD file I accept and agree to the [Terms and Conditions](#) of use.

## Datasheets & Catalog Pages



## 82004 FASTON Terminals (Insulated and Uninsulated) Catalog - FASTON Receptacles Section

English

---

### Product Specifications

#### Engineering Report

English

---

### Agency Approvals

#### CSA Certificate

English

#### CSA Certificate

English