



Hinge switch Plastic enclosure, 31 mm according to EN 50047 Device connection 1 x (M20 x 1.5) Snap-action contacts 2 NC/1 NO integrated, with solid shaft Diameter = 10 mm Actuating angle 10°

product brand name	SIRIUS
product designation	Mechanical safety hinge switches
product type designation	3SE5
manufacturer's article number	
• of the supplied basic switch	3SE5232-0LC05
• of the supplied actuator head for position switches	3SE5000-0AU22
• of the supplied switching contacts	3SE5000-0LA00
• of the supplied empty enclosure with cover	3SE5232-0AC05
suitability for use safety switch	Yes
General technical data	
product function positive opening	Yes
insulation voltage rated value	400 V
degree of pollution	class 3
surge voltage resistance rated value	6 kV
protection class IP	IP65
shock resistance	
• acc. to IEC 60068-2-27	30g / 11 ms
vibration resistance	
• acc. to IEC 60068-2-6	0.35 mm/5g
mechanical service life (switching cycles) typical	1 000 000
electrical endurance (switching cycles) at AC-15 at 230 V typical	100 000
electrical endurance (switching cycles) with contactor 3RH11, 3RT1016, 3RT1017, 3RT1024, 3RT1025, 3RT1026 typical	1 000 000
Electrical operating cycles in one hour with contactor 3RH11, 3RT1016, 3RT1017, 3RT1024, 3RT1025, 3RT1026	6 000
thermal current	10 A
material of the enclosure of the switch head	plastic / stainless steel
reference code acc. to IEC 81346-2	B
continuous current of the C characteristic MCB	1 A; for a short-circuit current smaller than 400 A
continuous current of the quick DIAZED fuse link	10 A; for a short-circuit current smaller than 400 A
continuous current of the DIAZED fuse link gG	6 A
active principle	mechanical
repeat accuracy	0.05 mm
minimum actuating torque in directions of actuation	0.2 N·m
length of the sensor	92 mm
width of the sensor	31 mm

design of the switching contact	mechanical
operating frequency rated value	50 ... 60 Hz
number of NC contacts for auxiliary contacts	2
number of NO contacts for auxiliary contacts	1
operational current at AC-15	
• at 24 V rated value	6 A
• at 120 V rated value	6 A
• at 240 V rated value	6 A
• at 400 V rated value	4 A
operational current at DC-13	
• at 24 V rated value	3 A
• at 125 V rated value	0.55 A
• at 250 V rated value	0.27 A
• at 400 V rated value	0.12 A
design of the interface for safety-related communication	without
Enclosure	
design of the housing	block, narrow
material of the enclosure	plastic
coating of the enclosure	Other types
design of the housing acc. to standard	Yes
Drive Head	
design of the actuating element	Rotary axis, actuating angle 10°, solid shaft D = 10 mm
design of the switching function	positive opening
circuit principle	snap-action contacts
number of switching contacts safety-related	2
Connections/ Terminals	
type of electrical connection	screw-type terminals
type of connectable conductor cross-sections	
• solid	1x (0.5 ... 1.5 mm ²), 2x (0.5 ... 0.75 mm ²)
• finely stranded with core end processing	1x (0.5 ... 1.5 mm ²), 2x (0.5 ... 0.75 mm ²)
• at AWG cables solid	1x (20 ... 16), 2x (20 ... 18)
• at AWG cables stranded	1x (20 ... 16), 2x (20 ... 18)
cable entry type	1x (M20 x 1.5)
Communication/ Protocol	
design of the interface	without
Ambient conditions	
explosion protection category for dust	none
Installation/ mounting/ dimensions	
mounting position	any
fastening method	screw fixing
Certificates/ approvals	
General Product Approval	Functional Safety/Safety of Machinery



[Type Examination Certificate](#)

Declaration of Conformity

Test Certificates

other



EG-Konf.

[Miscellaneous](#)

[Type Test Certificates/Test Report](#)

[Confirmation](#)

Further information

Information- and Downloadcenter (Catalogs, Brochures,...)

<https://www.siemens.com/ic10>

Industry Mall (Online ordering system)

<https://mall.industry.siemens.com/mall/en/en/Catalog/product?mfb=3SE5232-0LU22>

Cax online generator

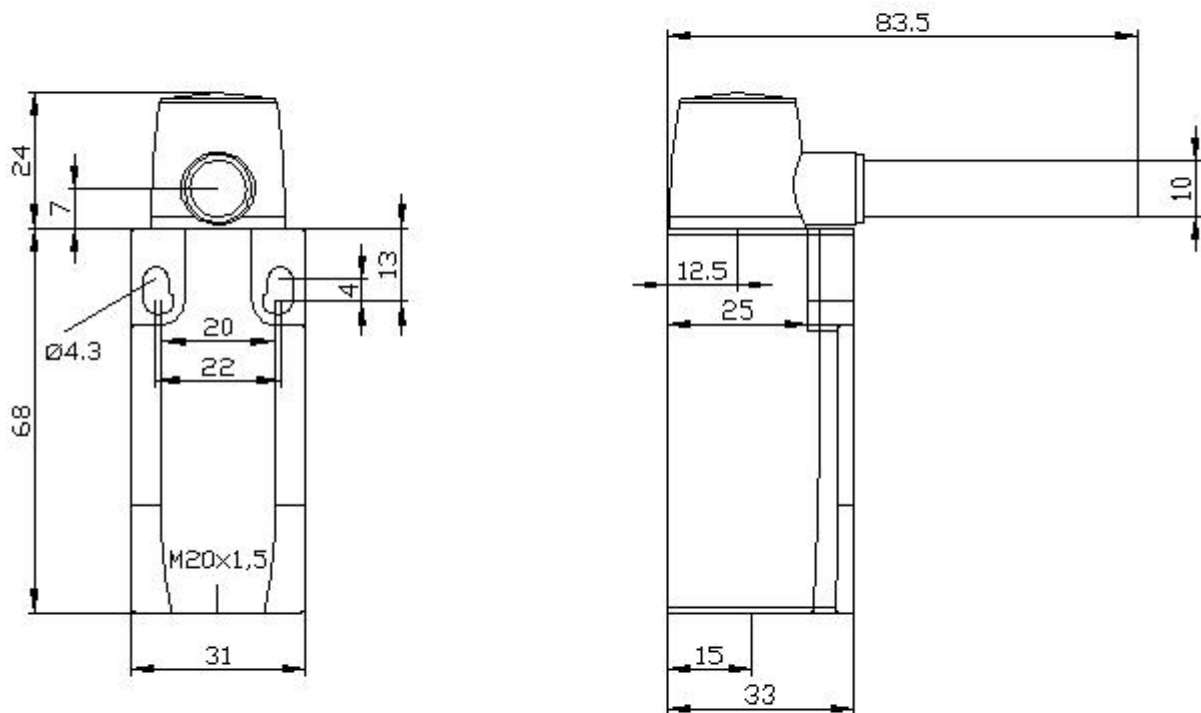
<http://support.automation.siemens.com/WW/CAXorder/default.aspx?lang=en&mfb=3SE5232-0LU22>

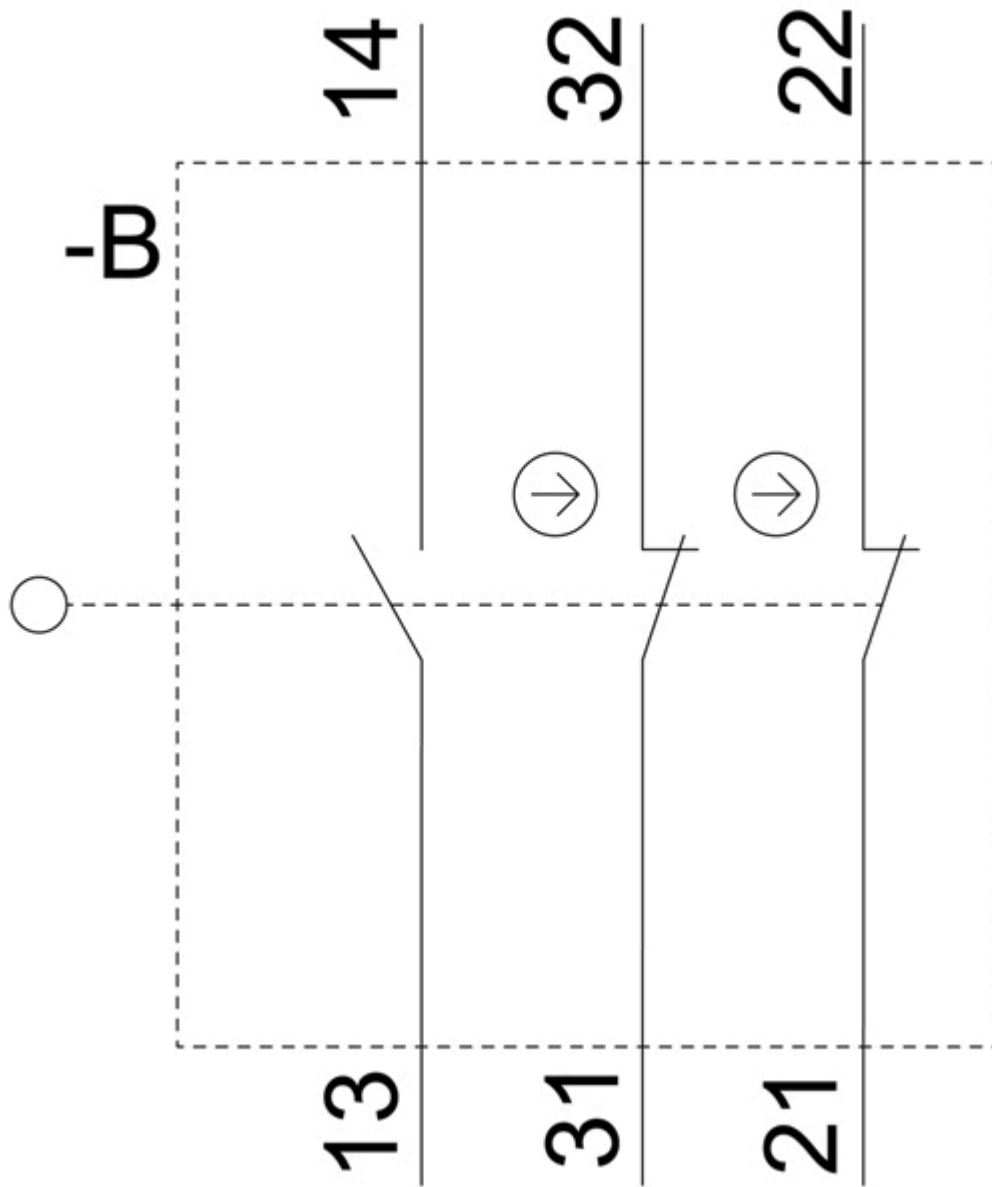
Service&Support (Manuals, Certificates, Characteristics, FAQs,...)

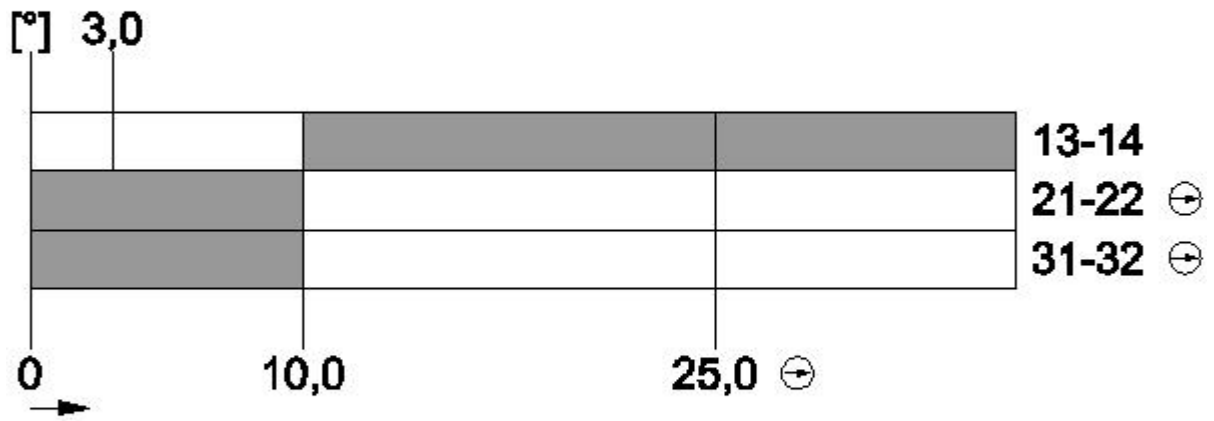
<https://support.industry.siemens.com/cs/ww/en/ps/3SE5232-0LU22>

Image database (product images, 2D dimension drawings, 3D models, device circuit diagrams, EPLAN macros, ...)

http://www.automation.siemens.com/bilddb/cax_de.aspx?mfb=3SE5232-0LU22&lang=en







last modified:

8/31/2020 