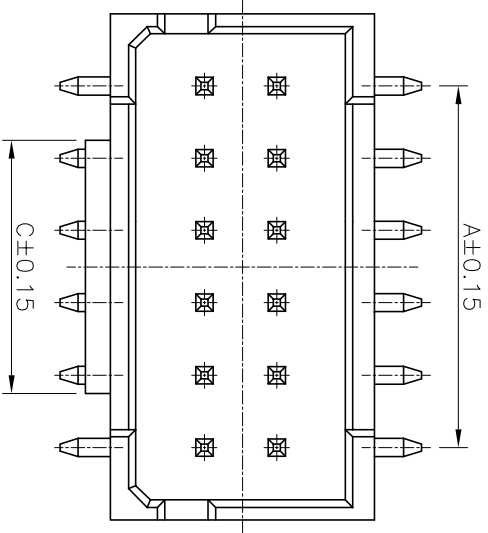
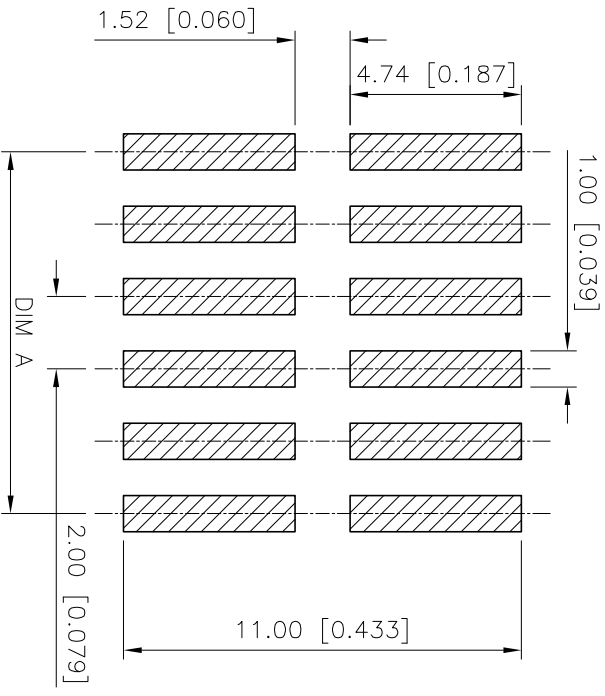
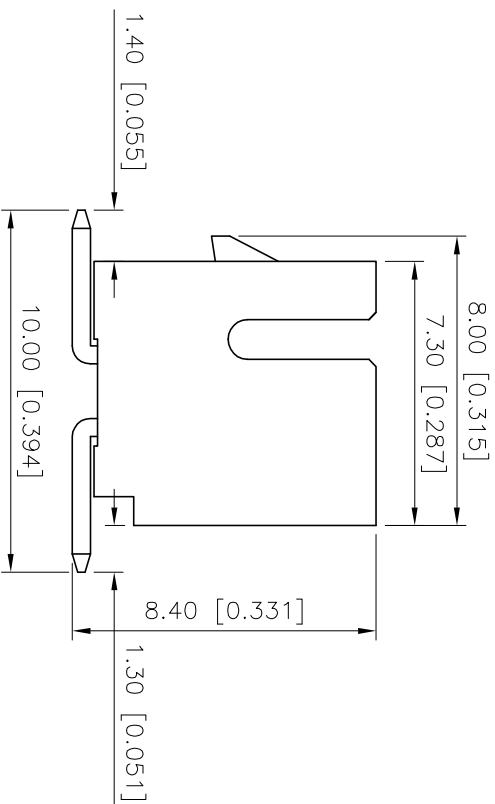
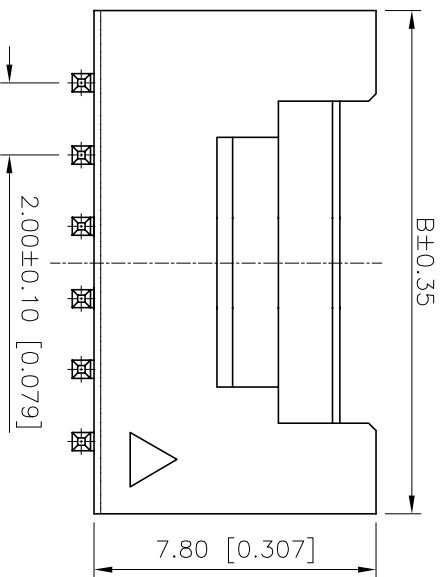


REVISIONS			
REV.	ECN NO.	LOCATION	DESCRIPTION
A0	N/A		INITIAL RELEASE
			DATE: 2024.02.29
			DESIGN: AO



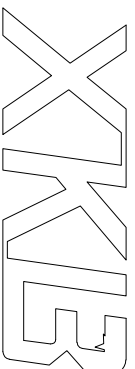
- Specifications (规格):
1. Voltage rating (额定电压): 250V AC DC
 2. Current rating (额定电流): 3.0A AC/DC
 3. Withstanding voltage (耐压值): ≥800V AC/minute
 4. Insulation resistance (绝缘电阻): 1000MΩ Min
 5. Contact resistance (接触电阻): 10mΩ Max
 6. Temperature range (使用温度): -40°C~+105°C



- PART NO.: PCB LAYOUT
- X2026 W V S-2xxx D1-XX XX
- ① Series No
 - ② Category:W-Wafer
 - ③ Welding Board Angle:V-Straight 180°
 - ④ Welding Way:S-SMT
 - ⑤ Row No-Pin: 2xxx-2x01P~2x22P
 - ⑥ Plug the PIN&Special NO:
 - ⑦ D1-With Lock in the middle
Material:LP-LCP;46-PA46
 - ⑧ Plating Category:SN-Bright Tin Plated
SW-Fog Tin Plated

NUMBER OF POSITIONS	DIM.A	DIM.B	DIM.C	NUMBER OF POSITIONS	DIM.A	DIM.B	DIM.C
2X02	2.00	6.00	3.00	2X13	24.00	28.00	21.00
2X03	4.00	8.00	3.00	2X14	26.00	30.00	23.00
2X04	6.00	10.00	3.00	2X15	28.00	32.00	25.00
2X05	8.00	12.00	5.00	2X16	30.00	34.00	27.00
2X06	10.00	14.00	7.00	2X17	32.00	36.00	29.00
2X07	12.00	16.00	9.00	2X18	34.00	38.00	31.00
2X08	14.00	18.00	11.00	2X19	36.00	40.00	33.00
2X09	16.00	20.00	13.00	2X20	38.00	42.00	35.00
2X10	18.00	22.00	15.00	2X21	40.00	44.00	37.00
2X11	20.00	24.00	17.00	2X22	42.00	46.00	39.00
2X12	22.00	26.00	19.00				

X2026WWS-2XXXD1-XXXX	LCP/PA46	BRASS	TIN-PLATED	X2026H-D
PART NO.	MATERIAL	MATERIAL(PIN)	FINISH(PIN)	Suitable XKB Terminal



DESIGN	桑葚	VIEW:	MODEL TYPE:
CHECKED		UNIT: mm/in	2.0mm Crimp Style Connector
APPROVED		SIZE: A4	PART NO.: X2026WWS-2XXXD1-XXXX
			DWG NO.:

XKB INDUSTRIAL PRECISION CO., LIMITED