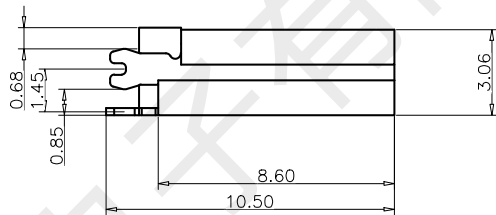
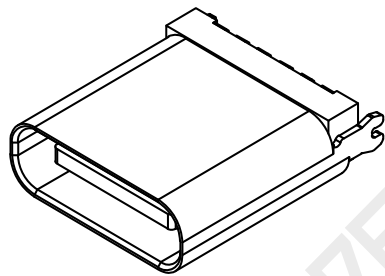
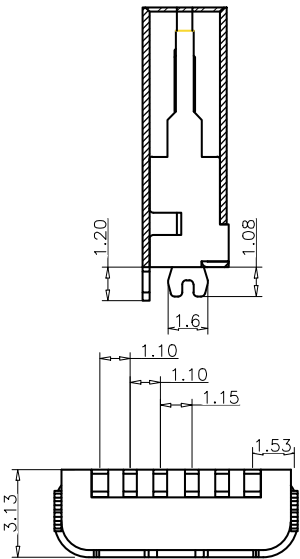
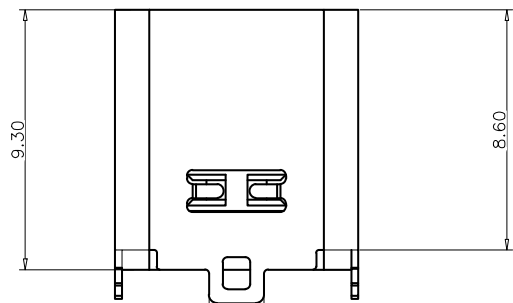


REV.	ECN	DESCRIPTION	MDF'D	DATE
		新订图面		



规格说明 Specifications:

1. 电气特性 Electrical:

额定电压 (Rated voltage): 5V DC
 额定电流 (Rated current): 3A VBUS引脚;
 1.25A用于GND引脚, 其他引脚为0.25A.
 接触电阻 (Contact resistance): 40mΩ Max
 测试条件: 20mv, 100mA下测量.
 绝缘电阻 (Insulation resistance): 100MΩ Min
 耐电压 (Withstand Voltage): 100V AC

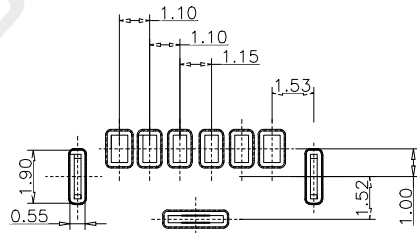
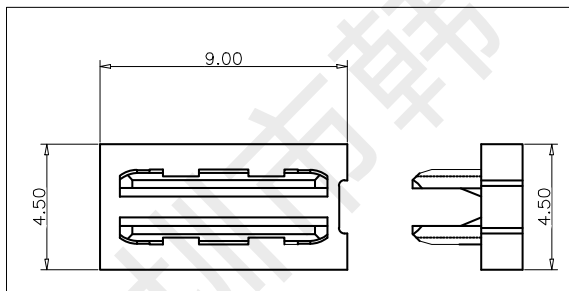
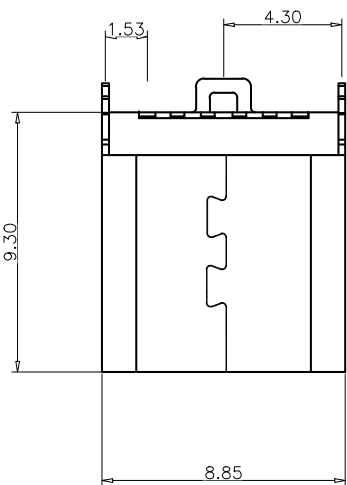
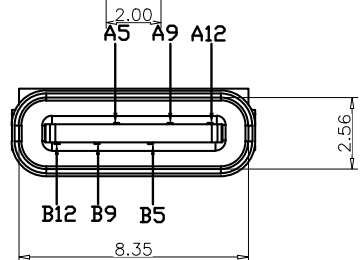
2. 机械性能 Mechanical:

插入力 (Mate force): 0.5-2.0Kg
 拔出力 (Unmate force): 0.6-2.0Kg
 插拔次数 (Durability): 5000 Cycles.

3. 材料 Material:

胶芯 (Housing): LCP UL94 V-0
 端子 (Contact): C2680, T=0.2mm; 镍底, 镀金
 外壳 (Shell): 不锈钢201-H 表面镀镍

4. 温度范围 (Temperature Range): -30°C to +80°C.



RECOMMEND P.C.B LAYOUT (COMPONENT SIDE)
 TOLERANCE FOR PCB LAYOUT IS ±0.05

USB TYPE C PIN ASSIGNMENTS

PIN NUMBER	SIGNAL NAME	PIN NUMBER	SIGNAL NAME
		B12	GND
		B9	VBUS
A5	CC1		
		B5	CC2
A9	VBUS		
A12	GND		

TABLE:

NO	PART	Q'TY	Material
1	SHELL	1	ZINC ALLOY, NI30u"Min PLATED
2	CONTACT	6	C2680, TIN80u"/Au1u"/NI30u" PLATED
3	1MD HOUSING	1	LCP UL94 V-0 BLACK
4	CAP	1	LCP UL94 V-0 BLACK
5	WATERPROOF RING	1	SILICONE UL94 V-0 BLACK

	页码 (SHEET)	1	单位 (UNIT): MM
	版本 (REV)	A1	比例 (SCALE) 1:1
	日期 (DATE)	2022.7.8	☉ ☐
	设计 (DESIGN)	黄斌	未注公差 TOLERANCE UNSPECIFIED
	图号 (DWG NO)	A1	X.X ±0.20 X.XX ±0.15 X.XXX ±0.10 X° ±5° X.X° ±2°
品名 (ITEM NO)	HX TYPE-C 6P LT H9.3		
料号 (PART NO)			
图号 (DWG NO)	A1		
	审核 (CHECKED)	张伟	
	核准 (APPROVED)	罗小春	