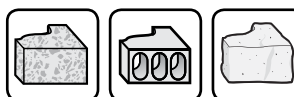



TW WIRE HANGER - ZINC PLATED

- Universal medium duty anchor with eye
- Special cone angle for quick installation

SUITABLE BASE MATERIALS



APPROVALS

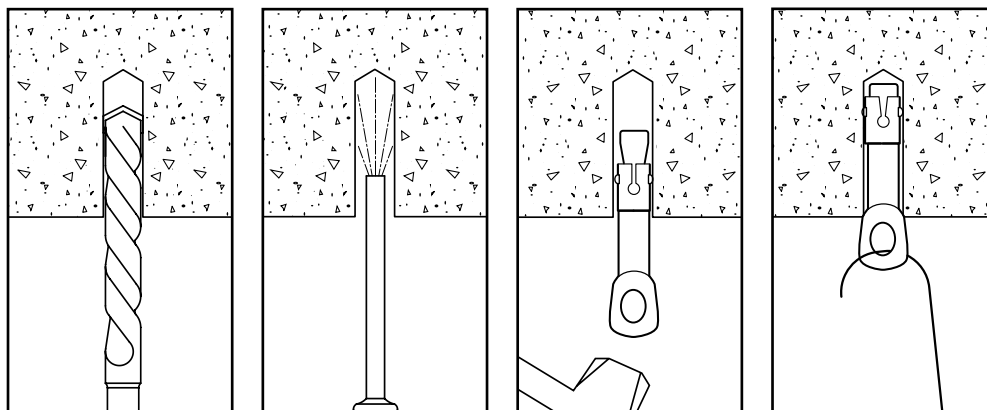


Cat No.	Description	Length [mm]	Drill Dia. [mm]	Eye Dia. [mm]	Pack Quantity	Carton Quantity
DFM1210600	TW6x55 Tie Wire Hanger	55	6	6	100	400

TW DESIGN LOADS, UNCRACKED 20/25 CONCRETE

Description	h_{nom} [mm]	h_1 [mm]	N_{rec} [kN]	V_{rec} [kN]
Tie-Wire 6mm	32	40	1.2	1.2

INSTALLATION



- 1.) Using the proper drill bit size, drill a hole into the base material to the required depth.
- 2.) Remove dust and debris from the hole using a hand pump or compressed air.
- 3.) Hammer the anchor into the hole.
- 4.) The anchor is self-expanding by loading.

