

5100145-1 ✓ ACTIVE

Z-PACK | Z-PACK 2mm HM

TE Internal #: 5100145-1

PCB Mount Receptacle, ≤ 1 Gb/s, 25 Column, 5 Row, Mezzanine, 125 Position, 2 mm [.078 in] Centerline, Z-PACK 2mm HM, Hard Metric Backplane Connectors

[View on TE.com >](#)



[Connectors >](#) [PCB Connectors >](#) [Backplane Connectors >](#) [Hard Metric Backplane Connectors >](#)

HM Receptacle Connector: Traditional Backplane, Coplanar, 2mm



PCB Connector Assembly Type: **PCB Mount Receptacle**

Data Rate: ≤ 1 Gb/s

Number of Columns: **25**

Number of Rows: **5**

Backplane Architecture: **Mezzanine**

[All HM Receptacle Connector: Traditional Backplane, Coplanar, 2mm \(48\)](#)

Features

Product Type Features

| | |
|-----------------------------------|-----------------------|
| Backplane Interface Type | 2mm HM |
| Connector System | Board-to-Board |
| Connector & Contact Terminates To | Printed Circuit Board |
| PCB Connector Assembly Type | PCB Mount Receptacle |
| Sealable | No |

Configuration Features

| | |
|------------------------|---------------|
| Rows Loaded | A, B, C, D, E |
| Number of Columns | 25 |
| Number of Rows | 5 |
| Backplane Architecture | Mezzanine |
| Number of Positions | 125 |
| PCB Mount Orientation | Right Angle |



Signal Characteristics

| | |
|-------------------|----------|
| Crosstalk Version | Standard |
| Data Rate | ≤1 Gb/s |

Body Features

| | |
|-----------------------|------|
| Primary Product Color | Gray |
|-----------------------|------|

Contact Features

| | |
|--|--|
| Feedthrough Post Length | 3.7 mm |
| CompactPCI Designation | None |
| Contact Type | Socket |
| Contact Underplating Material | Nickel |
| PCB Contact Termination Area Plating Material | Tin |
| Contact Base Material | Phosphor Bronze |
| Contact Mating Area Plating Material | Gold, Gold Flash over Palladium Nickel |
| Contact Mating Area Plating Material Thickness | 1.27 μm[50 μin] |
| Contact Current Rating (Max) | 1.5 A |

Mechanical Attachment

| | |
|-------------------------|-------------|
| Connector Mounting Type | Board Mount |
|-------------------------|-------------|

Housing Features

| | |
|--------------------|----------------|
| Housing Material | Polyester - GF |
| Centerline (Pitch) | 2 mm[.078 in] |

Dimensions

| | |
|-------------------------|-------|
| Backplane Module Length | 50 mm |
|-------------------------|-------|

Usage Conditions

| | |
|-----------------------------|----------------------------|
| Operating Temperature Range | -55 – 125 °C[-67 – 257 °F] |
|-----------------------------|----------------------------|

Operation/Application

| | |
|---------------------|----------------|
| Shielded | No |
| Circuit Application | Power & Signal |

Industry Standards

| | |
|------------------------|----------|
| UL Flammability Rating | UL 94V-0 |
|------------------------|----------|

Packaging Features

| | |
|--------------------|----|
| Packaging Quantity | 11 |
|--------------------|----|



Packaging Method

Tube

Product Compliance




[For compliance documentation, visit the product page on TE.com>](#)

| | |
|---|---|
| EU RoHS Directive 2011/65/EU | Compliant |
| EU ELV Directive 2000/53/EC | Compliant |
| China RoHS 2 Directive MIIT Order No 32, 2016 | No Restricted Materials Above Threshold |
| EU REACH Regulation (EC) No. 1907/2006 | Current ECHA Candidate List: JUNE 2024 (241) Candidate List Declared Against: JUNE 2024 (241) Does not contain REACH SVHC |
| Halogen Content | Not Low Halogen - contains Br or Cl > 900 ppm. |
| Solder Process Capability | Not applicable for solder process capability |

Product Compliance Disclaimer

This information is provided based on reasonable inquiry of our suppliers and represents our current actual knowledge based on the information they provided. This information is subject to change. The part numbers that TE has identified as EU RoHS compliant have a maximum concentration of 0.1% by weight in homogenous materials for lead, hexavalent chromium, mercury, PBB, PBDE, DBP, BBP, DEHP, DIBP, and 0.01% for cadmium, or qualify for an exemption to these limits as defined in the Annexes of Directive 2011/65/EU (RoHS2). Finished electrical and electronic equipment products will be CE marked as required by Directive 2011/65/EU. Components may not be CE marked. Additionally, the part numbers that TE has identified as EU ELV compliant have a maximum concentration of 0.1% by weight in homogenous materials for lead, hexavalent chromium, and mercury, and 0.01% for cadmium, or qualify for an exemption to these limits as defined in the Annexes of Directive 2000/53/EC (ELV). Regarding the REACH Regulation, the information TE provides on SVHC in articles for this part number is based on the latest European Chemicals Agency (ECHA) 'Guidance on requirements for substances in articles' posted at this URL: <https://echa.europa.eu/guidance-documents/guidance-on-reach>

Compatible Parts

| | | | |
|--|---|--|---|
|  <p>TE Part # CAT-472-Z12 Hard Metric Male Connector: Traditional Backplane, Mezzanine, 2mm</p> |  <p>TE Part # 106138-2 Z-PACK/B SHRD.125P.</p> |  <p>TE Part # 5106014-1 Z-PACK/B RAMH.125P.</p> |  <p>TE Part # 122559-1 SEATING TOOL 2MM HM 7 ROW</p> |
|--|---|--|---|




TE Part # 2392575-1
Z-PACK/B25 RAF 125P EON

TE Part # 5188647-1
Z-PACK/B M-HDR 125P

TE Part # 1645345-1
2mm H.M. Type "A" Pin Assy.

TE Part # 1857785-1
Z-PACK RA MALE CONN ASSY 125P


TE Part # 2170291-2
2MM H.M. TYPE "B" PIN ASSY.

TE Part # 2170314-2
Z-PACK B HEADER 125P


TE Part # 6345184-1
Z-PACK/B M-HDR 125P

TE Part # 6345185-1
Z-PACK/B M-HDR 125P

Also in the Series | **Z-PACK 2mm HM**




Backplane Connector Housings(4)



Backplane Power Connectors(6)



Connector Caps & Covers(62)




Connector Contacts(2)




Connector Hardware(97)



Hard Metric Backplane Connectors (267)



High Speed Backplane Connectors(1)





Insertion & Extraction Tools(2)



Rectangular Power Connectors(87)

Customers Also Bought



Documents

Product Drawings

Z-PACK/B25 RAF 125P

English

CAD Files

3D PDF

English

Customer View Model

[ENG_CVM_5100145-1_B.2d_dxf.zip](#)

English

Customer View Model

[ENG_CVM_5100145-1_B.3d_igs.zip](#)

English

Customer View Model

[ENG_CVM_5100145-1_B.3d_stp.zip](#)

English

By downloading the CAD file I accept and agree to the [Terms and Conditions](#) of use.

Product Specifications

Application Specification

English