

SOT-23 Plastic-Encapsulate Transistors

BCW66 TRANSISTOR (NPN)

FEATURES

Complementary to BCW68

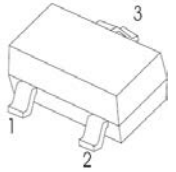
- BCW66 is subdivided into three groups F,G and H according to DC current gain

- MAXIMUM RATINGS ($T_a=25^\circ\text{C}$ unless otherwise noted)**

Symbol	Parameter	Value	Unit
V_{CBO}	Collector-Base Voltage	75	V
V_{CEO}	Collector-Emitter Voltage	45	V
V_{EBO}	Emitter-Base Voltage	5	V
I_C	Collector Current	800	mA
P_C	Collector Power Dissipation	200	mW
$R_{\theta JA}$	Thermal Resistance From Junction To Ambient	625	$^\circ\text{C/W}$
T_J, T_{stg}	Operation Junction and Storage Temperature Range	-55~+150	$^\circ\text{C}$

SOT-23

1. BASE
2. EMITTER
3. COLLECTOR



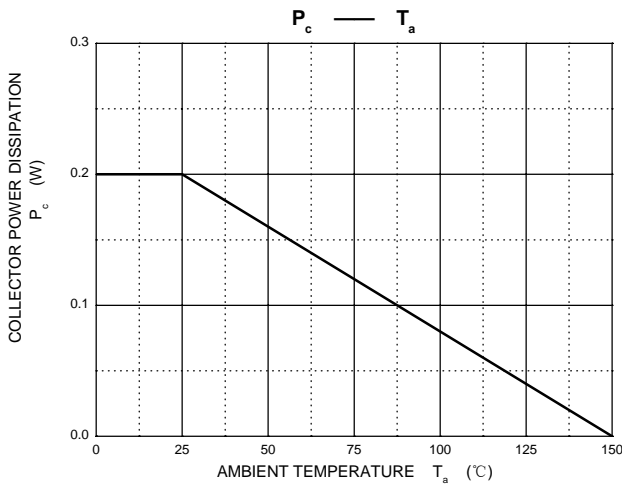
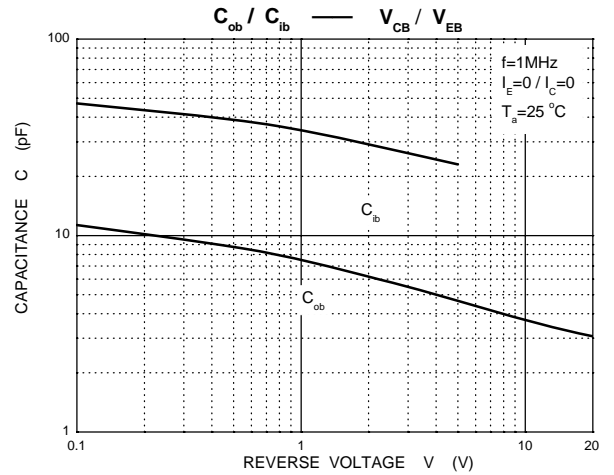
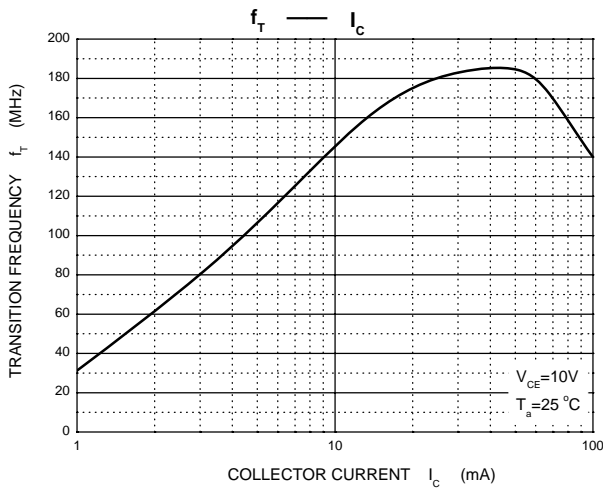
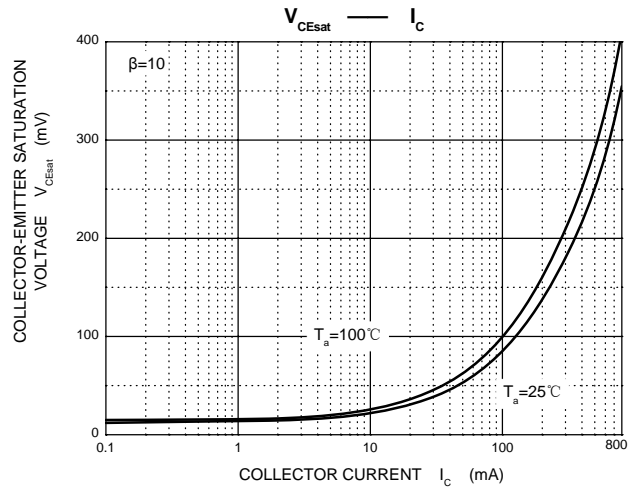
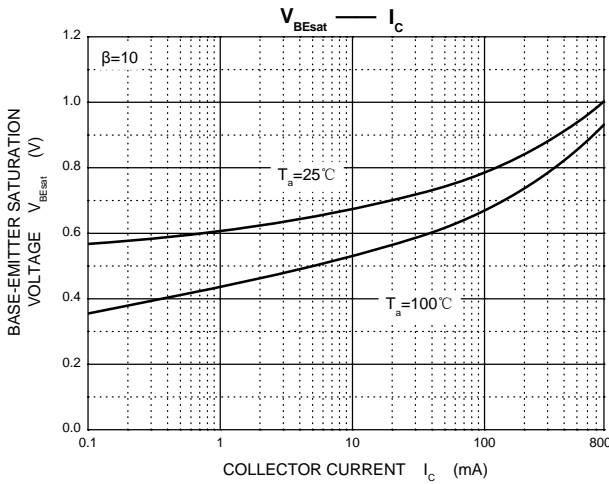
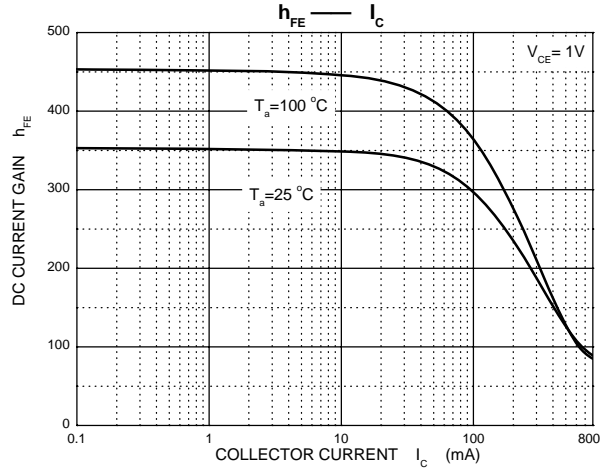
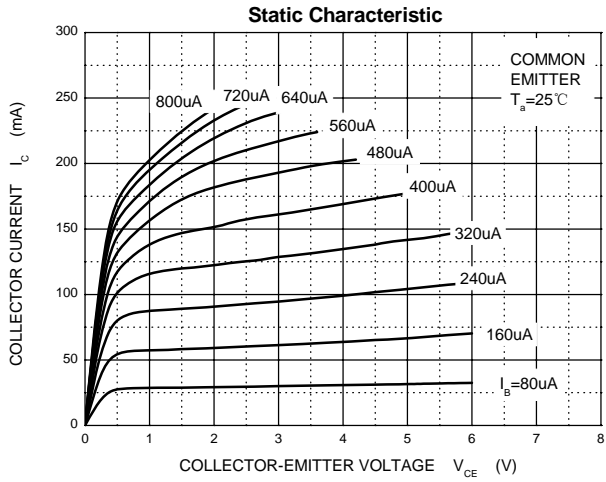
ELECTRICAL CHARACTERISTICS ($T_a=25^\circ\text{C}$ unless otherwise specified)

Parameter	Symbol	Test conditions	Min	Typ	Max	Unit
Collector-base breakdown voltage	$V_{(BR)CBO}$	$I_C=10\mu\text{A}, I_E=0$	75			V
Collector-emitter breakdown voltage	$V_{(BR)CEO}$	$I_C=10\text{mA}, I_B=0$	45			V
Emitter-base breakdown voltage	$V_{(BR)EBO}$	$I_E=10\mu\text{A}, I_C=0$	5			V
Collector cut-off current	I_{CBO}	$V_{CB}=45\text{V}, I_E=0$			0.02	μA
Collector cut-off current	I_{EBO}	$V_{EB}=4\text{V}, I_C=0$			0.02	μA
DC current gain	h_{FE1}	$V_{CE}=10\text{V}, I_C=0.1\text{mA}$	F	35		
			G	50		
			H	80		
			h_{FE2}	$V_{CE}=1\text{V}, I_C=10\text{mA}$	F	75
G	110					
H	180					
h_{FE3}	$V_{CE}=1\text{V}, I_C=100\text{mA}$	F			100	
		G	160		400	
		H	250		630	
		h_{FE4}	$V_{CE}=2\text{V}, I_C=500\text{mA}$	F	35	
G	60					
H	100					
Collector-emitter saturation voltage	$V_{CE(sat)}$			$I_C=100\text{mA}, I_B=10\text{mA}$		
		$I_C=500\text{mA}, I_B=50\text{mA}$			0.7	V
Base-emitter saturation voltage	$V_{BE(sat)}$	$I_C=500\text{mA}, I_B=50\text{mA}$			2	V
Transition frequency	f_T	$V_{CE}=10\text{V}, I_C=20\text{mA}, f=100\text{MHz}$	100			MHz
Output capacitance	C_{ob}	$V_{CB}=10\text{V}, I_E=0, f=1\text{MHz}$			12	pF
Input capacitance	C_{ib}	$V_{EB}=0.5\text{V}, I_E=0, f=1\text{MHz}$			80	pF
Noise figure	NF	$V_{CE}=5\text{V}, I_C=0.2\text{mA}, f=1\text{KHz}, R_S=1\text{K}\Omega, BW=200\text{Hz}$			10	dB

MARKING

Rank	F	G	H
Range	100-250	160-400	250-630
Marking	EF	EG	EH

Typical Characteristics



SOT-23 Package Outline Dimensions



Symbol	Dimensions In Millimeters		Dimensions In Inches	
	Min	Max	Min	Max
A	0.900	1.150	0.035	0.045
A1	0.000	0.100	0.000	0.004
A2	0.900	1.050	0.035	0.041
b	0.300	0.500	0.012	0.020
c	0.080	0.150	0.003	0.006
D	2.800	3.000	0.110	0.118
E	1.200	1.400	0.047	0.055
E1	2.250	2.550	0.089	0.100
e	0.950 TYP		0.037 TYP	
e1	1.800	2.000	0.071	0.079
L	0.550 REF		0.022 REF	
L1	0.300	0.500	0.012	0.020
θ	0°	8°	0°	8°

SOT-23 Suggested Pad Layout



Note:

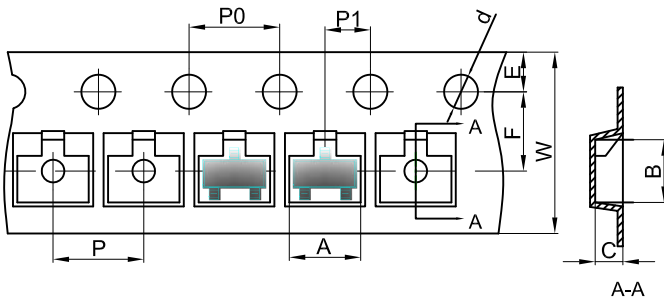
1. Controlling dimension: in millimeters.
2. General tolerance: $\pm 0.05\text{mm}$.
3. The pad layout is for reference purposes only.

NOTICE

JSCJ reserves the right to make modifications, enhancements, improvements, corrections or other changes without further notice to any product herein. JSCJ does not assume any liability arising out of the application or use of any product described herein.

SOT-23 Tape and Reel

SOT-23 Embossed Carrier Tape



Packaging Description:

SOT-23 parts are shipped in tape. The carrier tape is made from a dissipative (carbon filled) polycarbonate resin. The cover tape is a multilayer film (Heat Activated Adhesive in nature) primarily composed of polyester film, adhesive layer, sealant, and anti-static sprayed agent. These reeled parts in standard option are shipped with 3,000 units per 7" or 17.8cm diameter reel. The reels are clear in color and is made of polystyrene plastic (anti-static coated).

Dimensions are in millimeter

Pkg type	A	B	C	d	E	F	P0	P	P1	W
SOT-23	3.15	2.77	1.22	Ø1.50	1.75	3.50	4.00	4.00	2.00	8.00

SOT-23 Tape Leader and Trailer



SOT-23 Reel



Dimensions are in millimeter

Reel Option	D	D1	D2	G	H	I	W1	W2
7"Dia	Ø178.00	54.40	13.00	R78.00	R25.60	R6.50	9.50	12.30

REEL	Reel Size	Box	Box Size(mm)	Carton	Carton Size(mm)	G.W.(kg)
3000 pcs	7 inch	45,000 pcs	203×203×195	180,000 pcs	438×438×220	