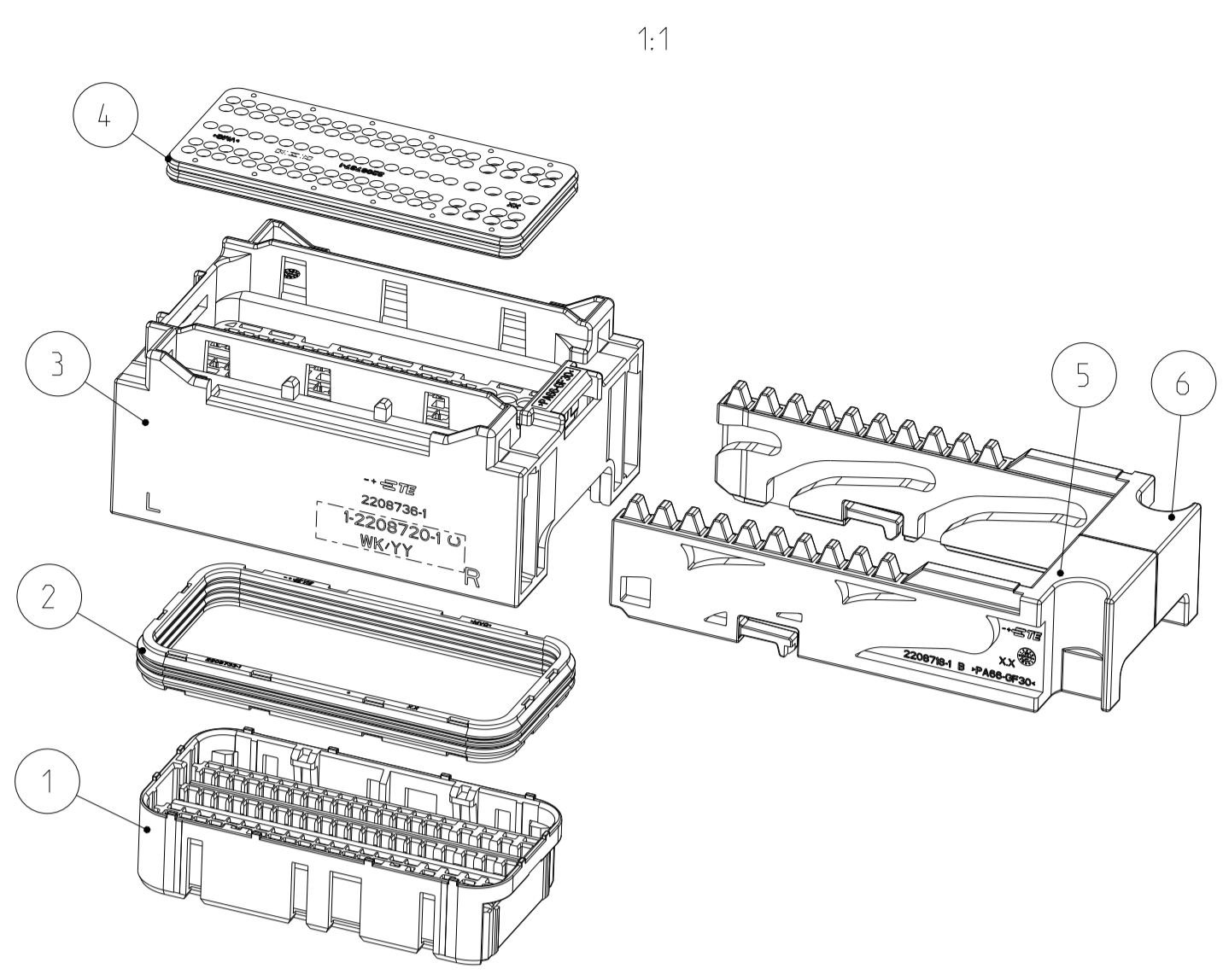
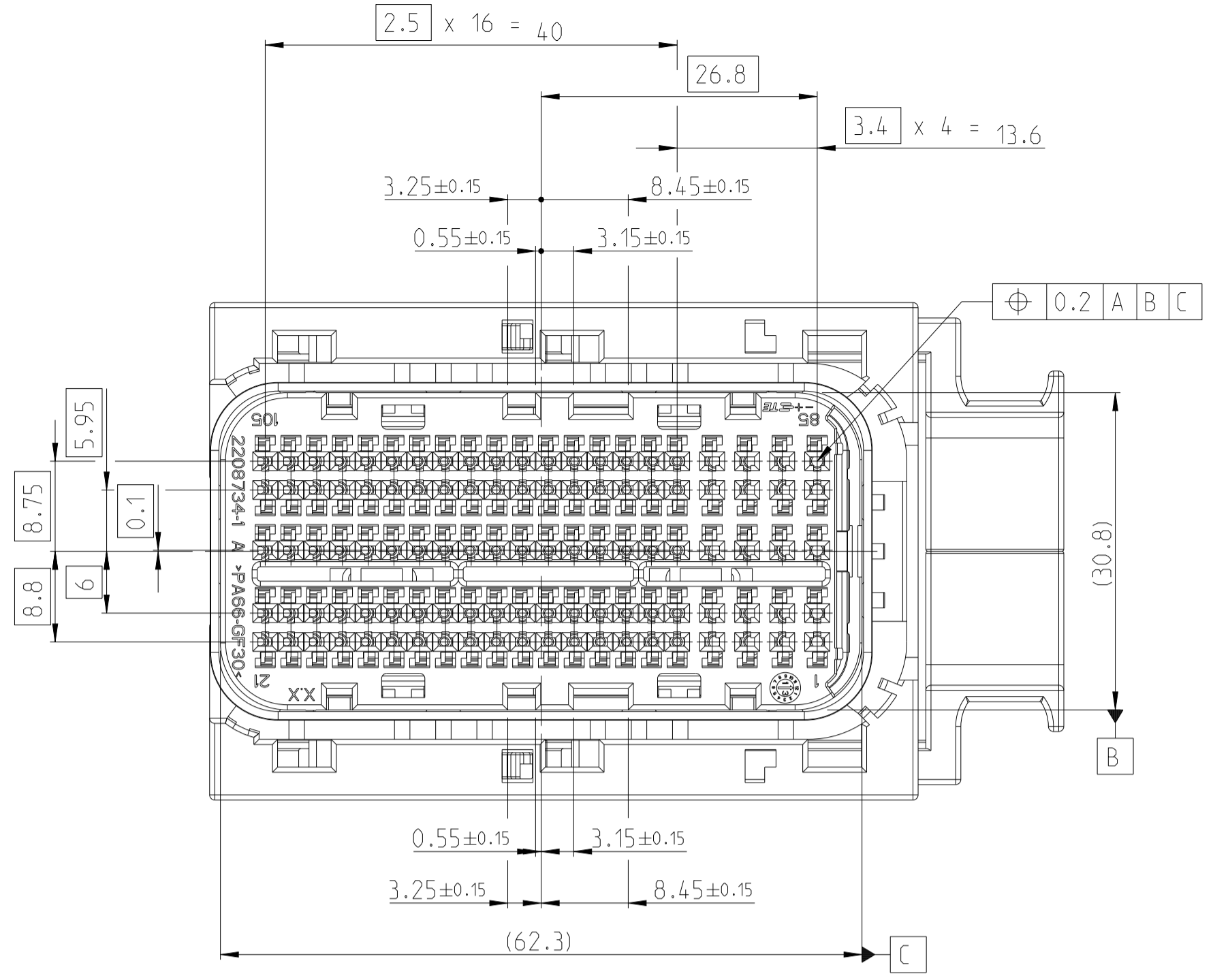


NOTES

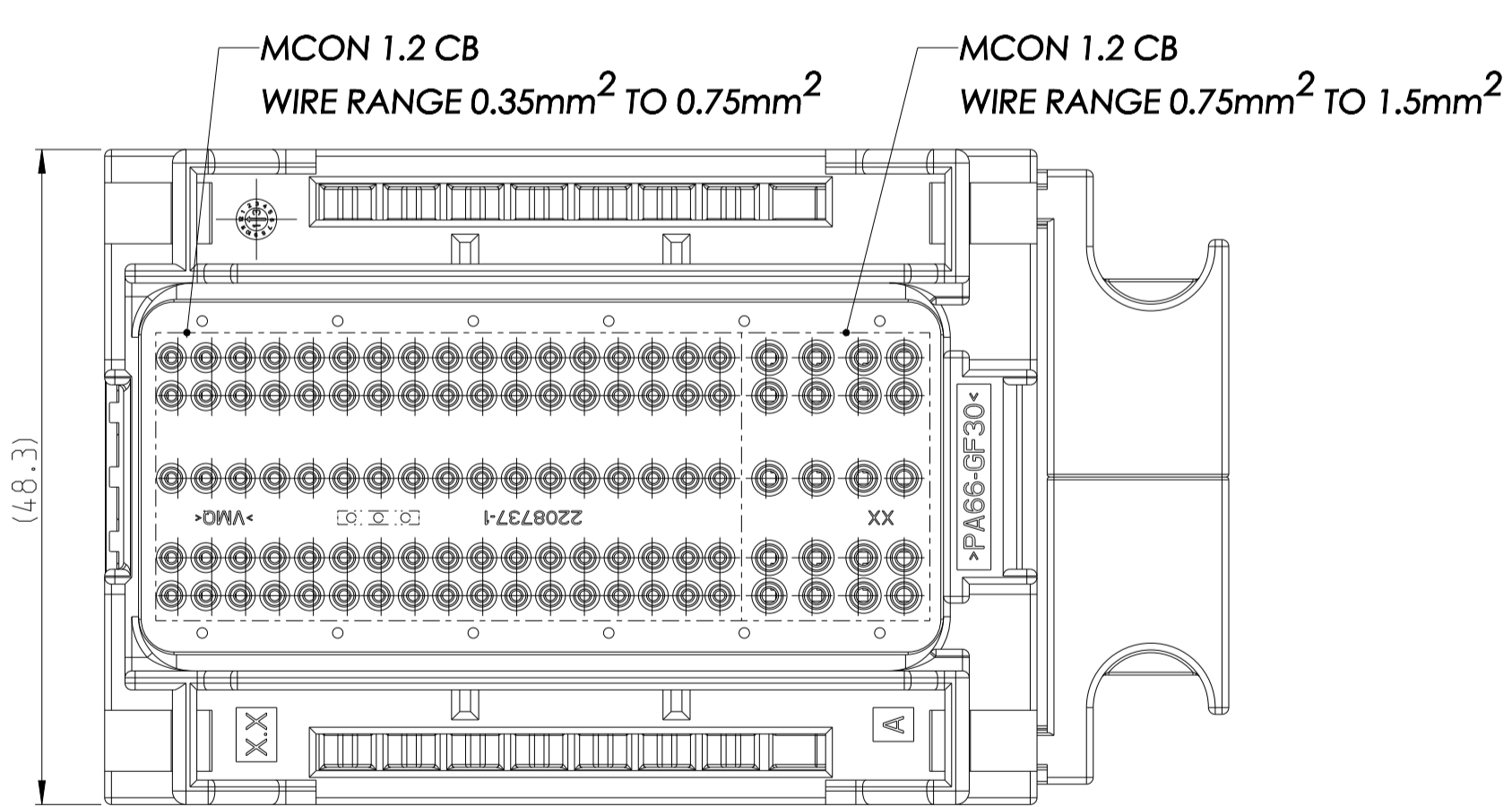
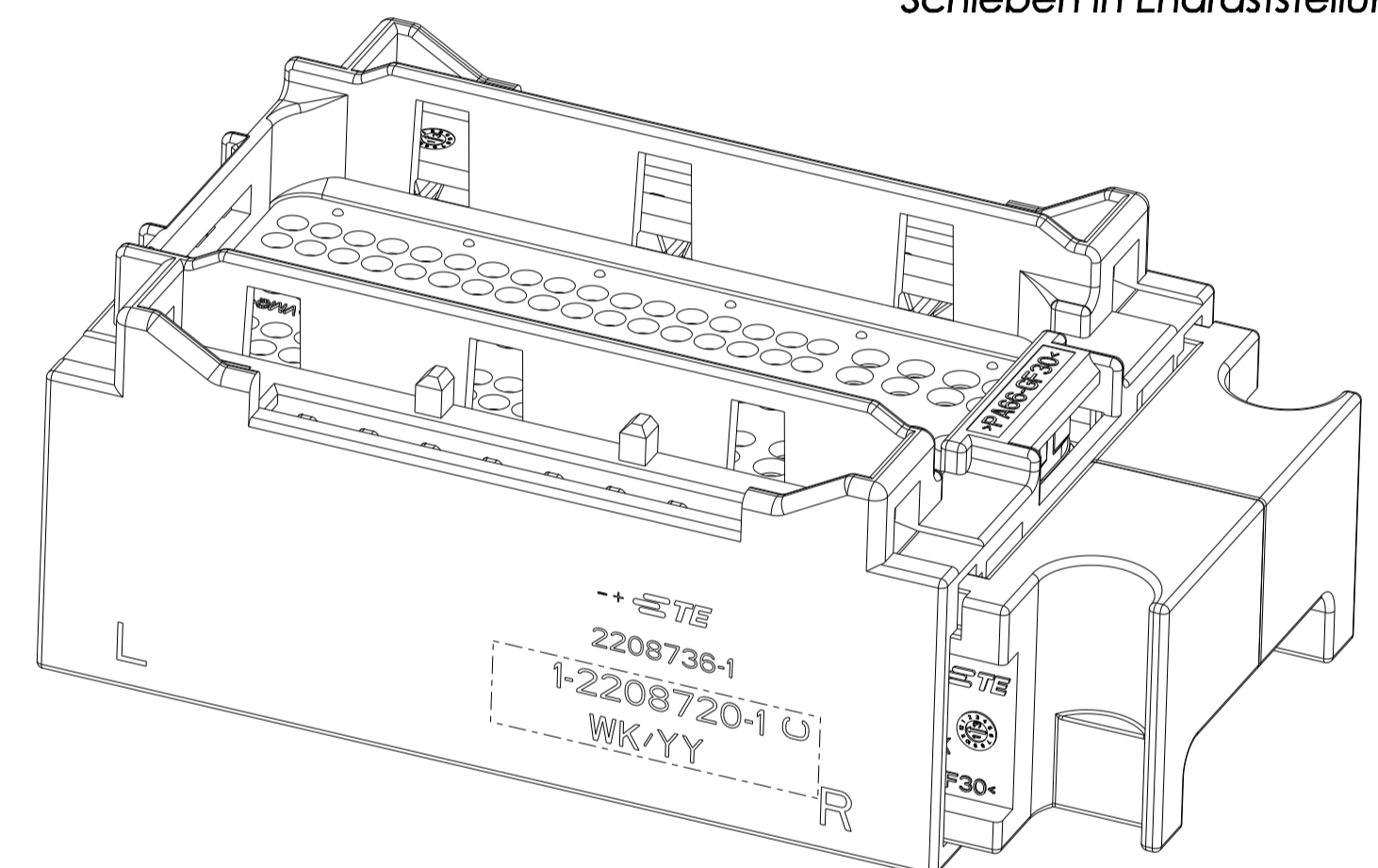
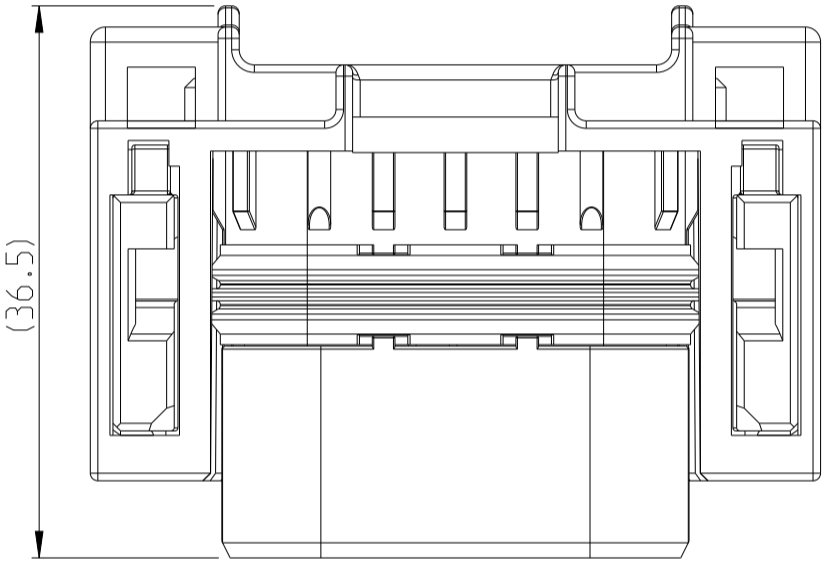
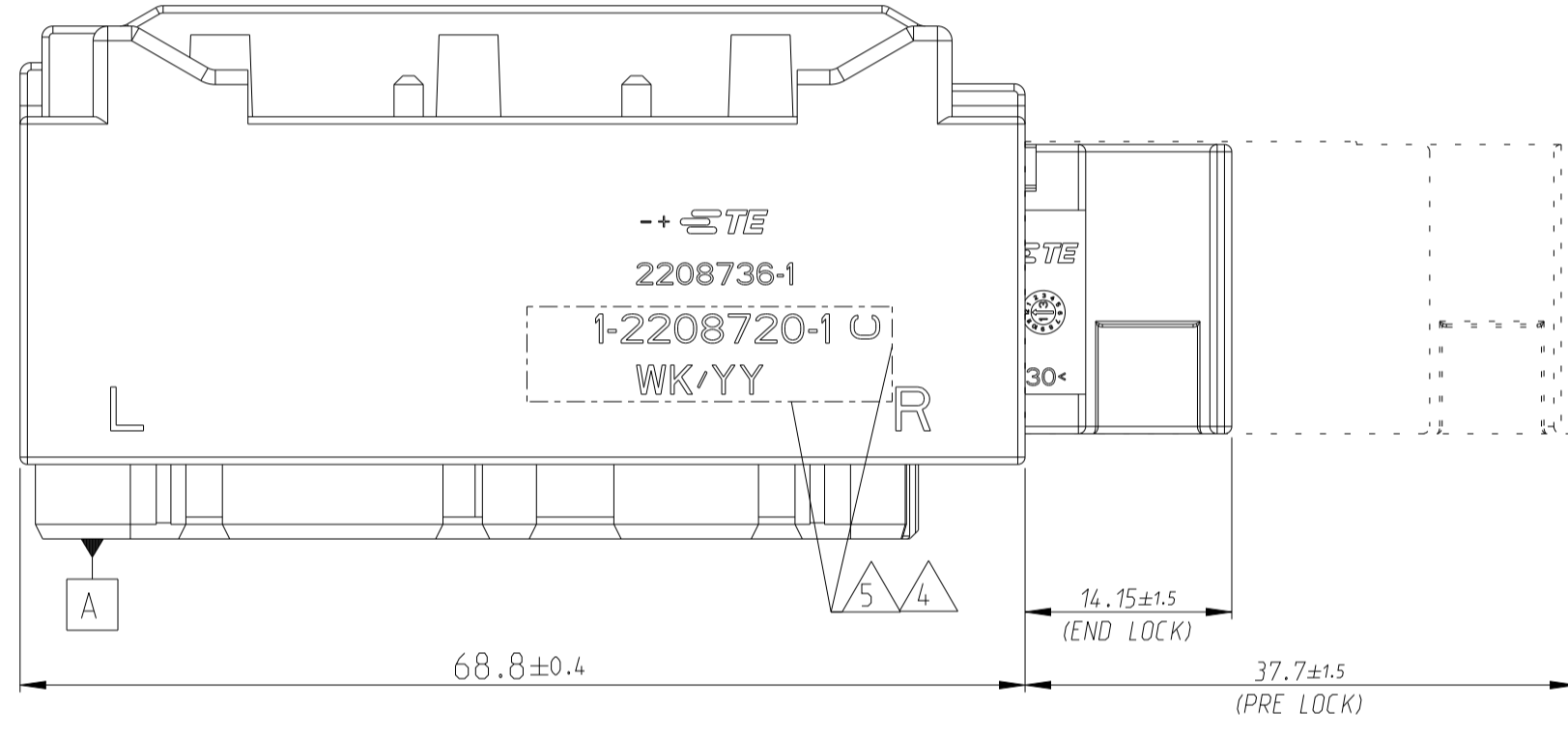
- USED WITH:
 SEALING PLATE:- X-2208738-X
 RETAINER:- 2208714-1
 COVER ASSY:- 2208728-1/2208729-1/2208730-1/
 2208731-1/2208732-1
 PARTS HAVE TO BE ORDERED SEPARATELY
- PACKAGING: LAYERS IN BOX
- SUITABLE CONTACTS E.G.:
 MCON 1.2 CB 1534594-1/-2/-3 FOR 0.35mm²
 MCON 1.2 CB 1670144-1/-2/-3 FOR 0.5-0.75mm²
 MCON 1.2 CB 1452503-1/-2/-3 FOR 1.0-1.5mm²
- LASER MARKING, PRINT AFTER ASSEMBLY,
 CHARACTERS ACC. TO DIN 1451-H2
- TE-ASSY NO. (SEE TABLE),
 TE-ASSY REVISION,
 TE-ASSY PRODUCTION DATE
- SUITABLE TE HEADER - 2005513
 SUITABLE TE INTERFACE - 114-61042



DELIVERY CONDITION;
 Anlieferungszustand;
 SLIDE IN END POSITION
 Schieben in Endraststellung

Bemerkungen

- Benutzt mit:
 Dichtungshalter:- X-2208738-X
 Retainer:- 2208714-1
 Koppe Assy:- 2208728-1/2208729-1/2208730-1/
 2208731-1/2208732-1
 Teile müssen separat bestellt werden
- Lagenverpackung
- Passende Kontakte:
 MCON 1.2 CB 1534594-1/-2/-3 fuer 0.35mm²
 MCON 1.2 CB 1670144-1/-2/-3 fuer 0.5-0.75mm²
 MCON 1.2 CB 1452503-1/-2/-3 fuer 1.0-1.5mm²
- Laserbeschriftung, Beschriftung nach Zusammenbau,
 Schrift nach DIN 1451-H2
- TE- Assy Nr. (siehe Tabelle),
 TE-Assy Rev.,
 TE-Assy Herstellungsdatum
- Passend TE HEADER - 2005513
 Passend TE Schnittstelle - 114-61042



1-2208720-1 AS SHOWN
 wie gezeichnet

1	1	1	1	1	1	1	1	B	BLACK	PA66-GF30	SLIDE RIGHT	6
1	1	1	1	1	1	1	1	B	BLACK	PA66-GF30	SLIDE LEFT	5
1	1	1	1	1	1	1	1	B C1	DARK BLUE	SILICONE	105 WAY, FAMILY SEAL	4
1	1	1	1	1	1	1	1	A	BLACK	PA66-GF30	105 WAY, CONTACT HSG. UPPER PART	3
1	1	1	1	1	1	1	1	A	ORANGE	SILICONE	PERIPHERAL SEAL	2
1	1	1	1	1	1	1	1	A	BLACK	PA66-GF30	105 WAY, CONTACT HSG. LOWER PART	1
1	1	1	1	1	1	1	1	A	BLACK	PA66-GF30	105 WAY, CONTACT HSG. LOWER PART	1
1	1	1	1	1	1	1	1	A	BLACK	PA66-GF30	105 WAY, CONTACT HSG. LOWER PART	1
1	1	1	1	1	1	1	1	A	BLACK	PA66-GF30	105 WAY, CONTACT HSG. LOWER PART	1
1	1	1	1	1	1	1	1	A	BLACK	PA66-GF30	105 WAY, CONTACT HSG. LOWER PART	1
1	1	1	1	1	1	1	1	A	BLACK	PA66-GF30	105 WAY, CONTACT HSG. LOWER PART	1
1	1	1	1	1	1	1	1	A	BLACK	PA66-GF30	105 WAY, CONTACT HSG. LOWER PART	1
1	1	1	1	1	1	1	1	A	BLACK	PA66-GF30	105 WAY, CONTACT HSG. LOWER PART	1
1	1	1	1	1	1	1	1	A	BLACK	PA66-GF30	105 WAY, CONTACT HSG. LOWER PART	1
1	1	1	1	1	1	1	1	A	BLACK	PA66-GF30	105 WAY, CONTACT HSG. LOWER PART	1
1	1	1	1	1	1	1	1	A	BLACK	PA66-GF30	105 WAY, CONTACT HSG. LOWER PART	1
1	1	1	1	1	1	1	1	A	BLACK	PA66-GF30	105 WAY, CONTACT HSG. LOWER PART	1
1	1	1	1	1	1	1	1	A	BLACK	PA66-GF30	105 WAY, CONTACT HSG. LOWER PART	1
1	1	1	1	1	1	1	1	A	BLACK	PA66-GF30	105 WAY, CONTACT HSG. LOWER PART	1
1	1	1	1	1	1	1	1	A	BLACK	PA66-GF30	105 WAY, CONTACT HSG. LOWER PART	1
1	1	1	1	1	1	1	1	A	BLACK	PA66-GF30	105 WAY, CONTACT HSG. LOWER PART	1
1	1	1	1	1	1	1	1	A	BLACK	PA66-GF30	105 WAY, CONTACT HSG. LOWER PART	1
1	1	1	1	1	1	1	1	A	BLACK	PA66-GF30	105 WAY, CONTACT HSG. LOWER PART	1
1	1	1	1	1	1	1	1	A	BLACK	PA66-GF30	105 WAY, CONTACT HSG. LOWER PART	1

Kontakt-/ Leitungsbestueckung
 Contact-/ Wire assignment

1	2	3	4	5	6	20	21
22	23	24	25	26	27	41	42
43	44	45	46	47	48	62	63
64	65	66	67	68	69	83	84
85	86	87	88	89	90	104	105

□ Kammer fuer Flachkontakt 1.2. 0.75 - 1.5mm² Leitung
 Cavity for flat Contact 1.2. 0.75 - 1.5mm² cable
 Zu verwendende Blindkontakte VW PN 4H0 971 904 A / RB PN 1 928 C04 526 -01
 Blind contacts to be used VW PN 4H0 971 904 A / RB PN 1 928 C04 526 -01

△ Kammer fuer Flachkontakt 1.2. 0.35 - 0.75mm² Leitung
 Cavity for Flat Contact 1.2. 0.35 - 0.75mm² cable
 Zu verwendende Blindkontakte TE PN 2286476-1
 Blind contacts to be used TE PN 2286476-1

PRODUCT CHARACTERISTICS ACC. QMP EMEA_12
 BESONDERE MERKMALE NACH QMP EMEA_12

THIS DRAWING IS A CONTROLLED DOCUMENT.
 DIMENSIONING AND TOLERANCING PER GPS (ISO STANDARDS)

DIMENSIONS:
 MASSENHEITEN:
 (MM)

TOLERANCES UNLESS OTHERWISE SPECIFIED ACC. TO DIN 16901-1400 (CENTRIC TO NOMINAL DIMENSION, EDITION 1982-11).
 FREIEMASSTOLERANZ NACH DIN 16901-1400. Es gilt die Ausgabe 1982-11.

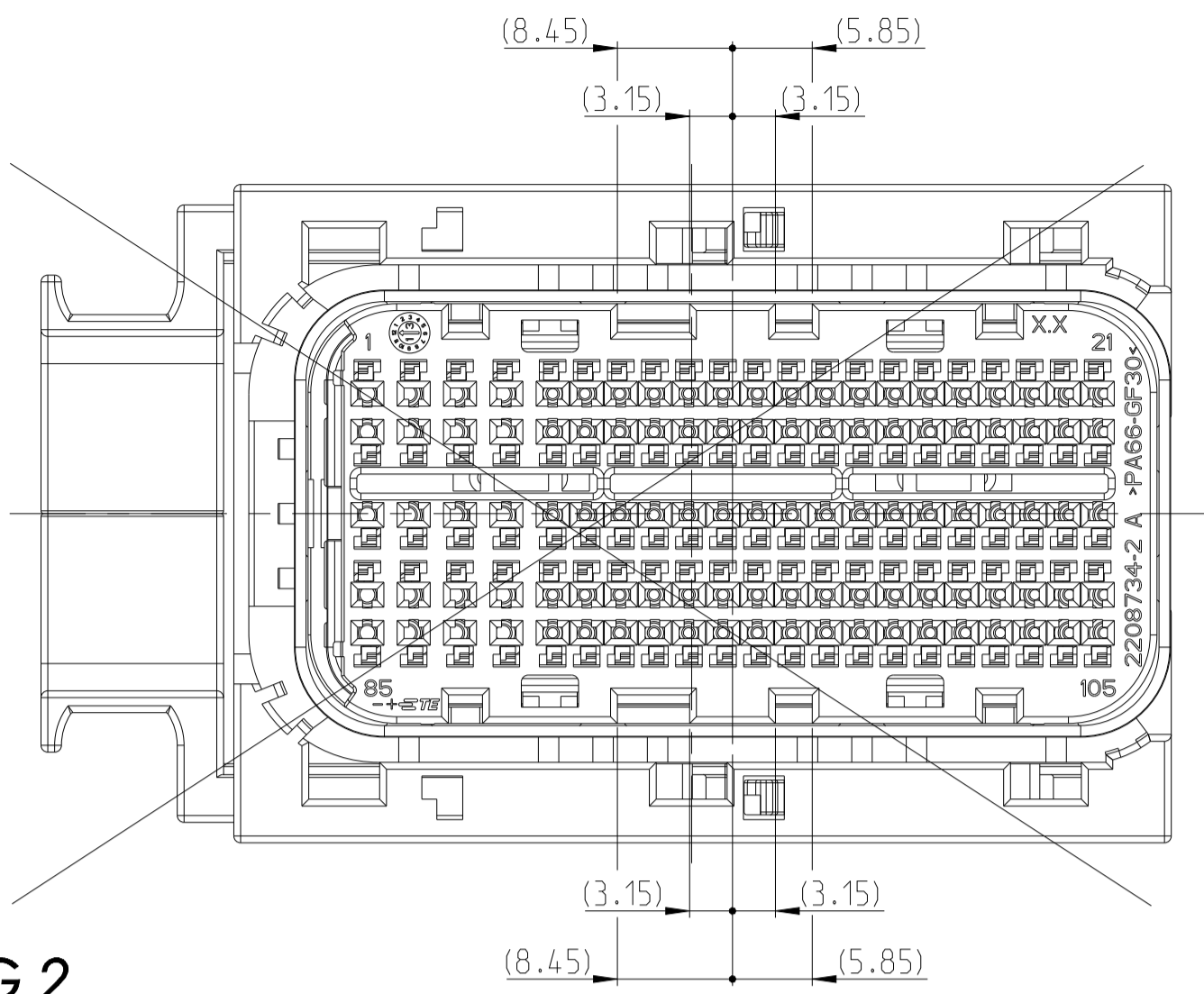
OWNER: RAMESH S 16SEP2013
 CHK: M ZAYC 18SEP2013
 APVD: M ZAYC 20SEP2013

APPLICABLE SPEC: 114-94365-02
 SCALE: 2:1
 SHEET: 1 OF 2
 REV: C1

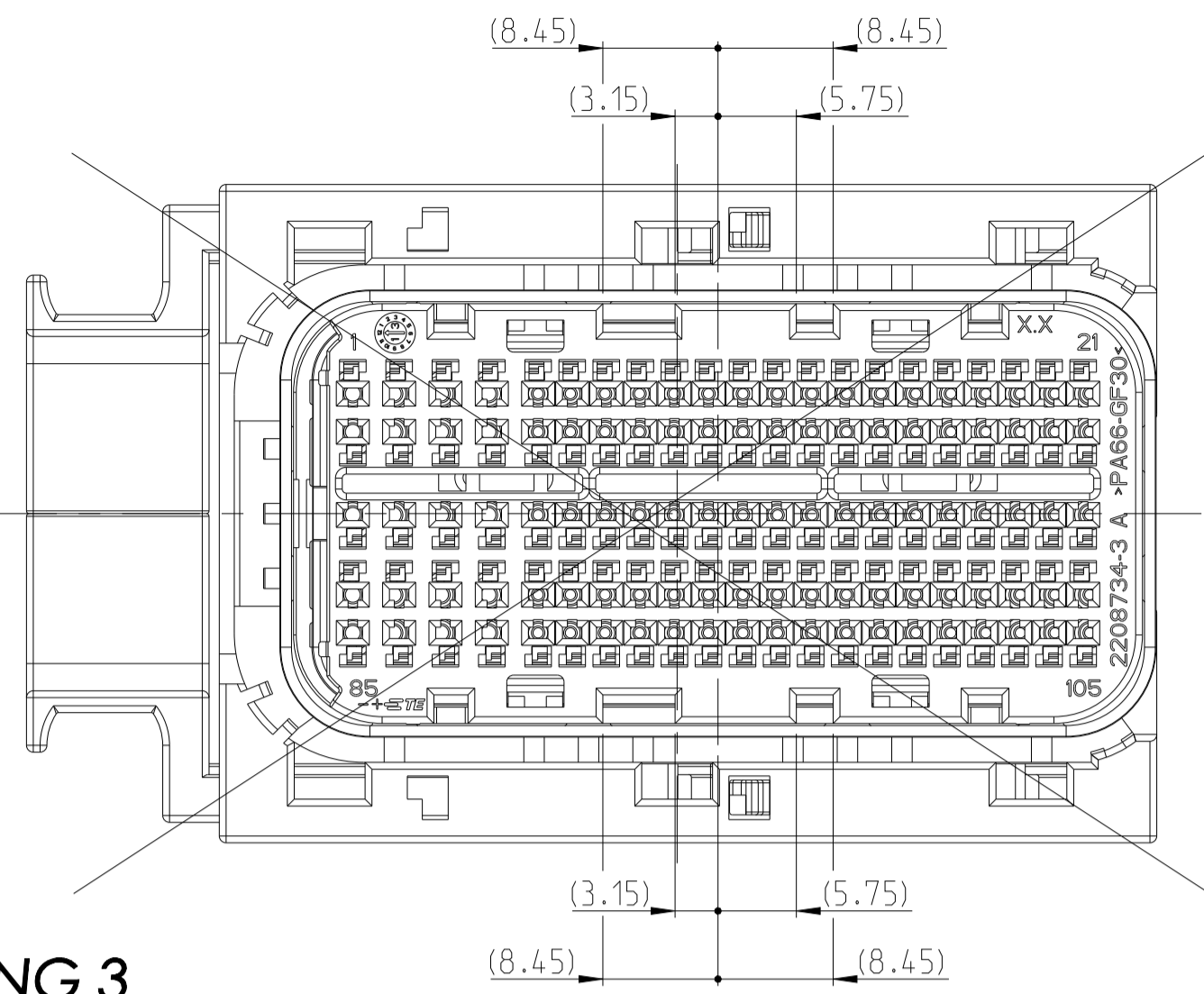
TE Connectivity
 105 WAY CONNECTOR ASSY
 MCON 1.2 CB

CODINGS
 Kodierungen

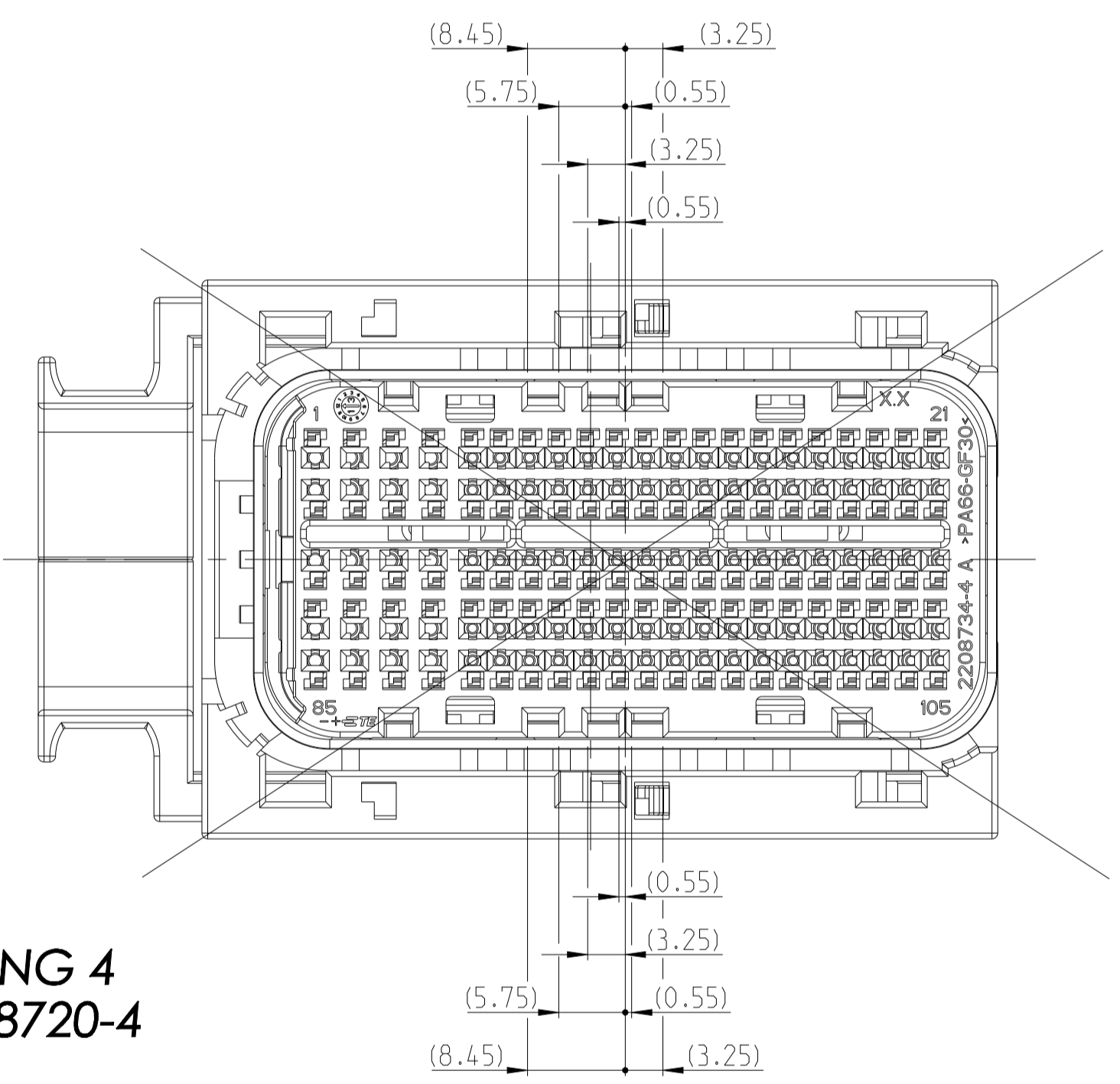
PROJECT NR.		REVISIONS		
P	LTN	DESCRIPTION	DATE	APVD
-	-	SEE SHEET 1	-	-



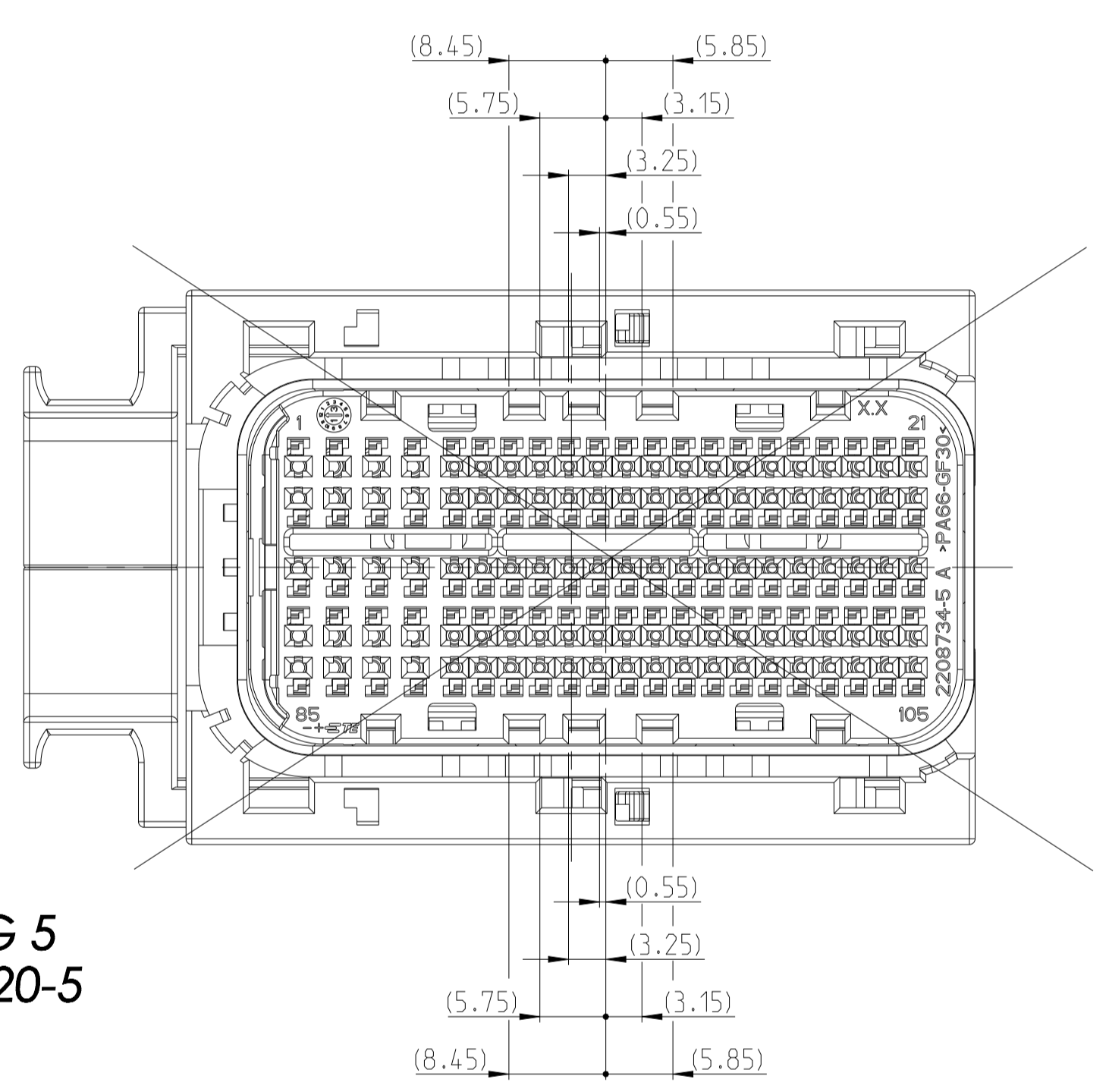
CODING 2
 1-2208720-2



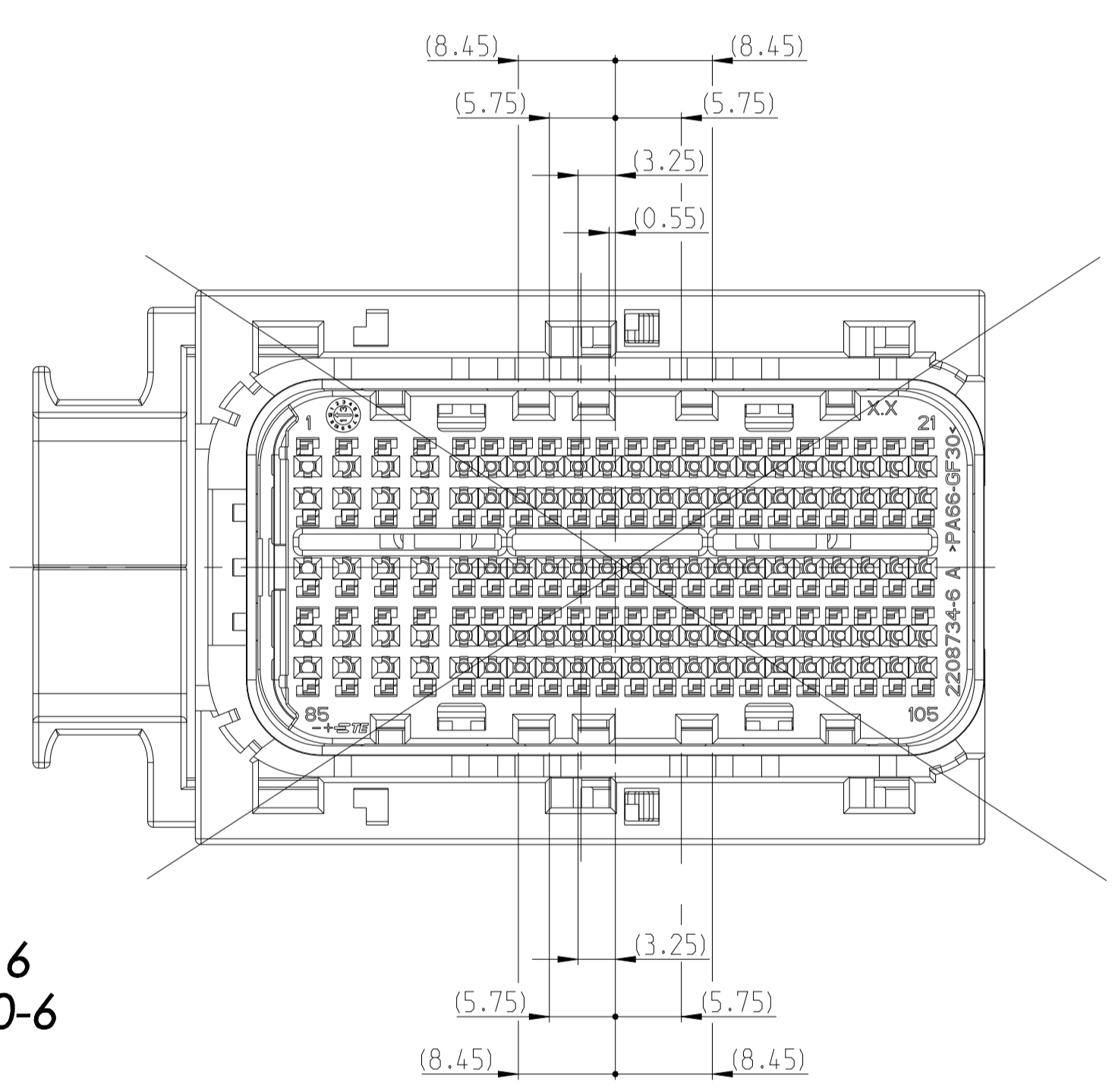
CODING 3
 1-2208720-3



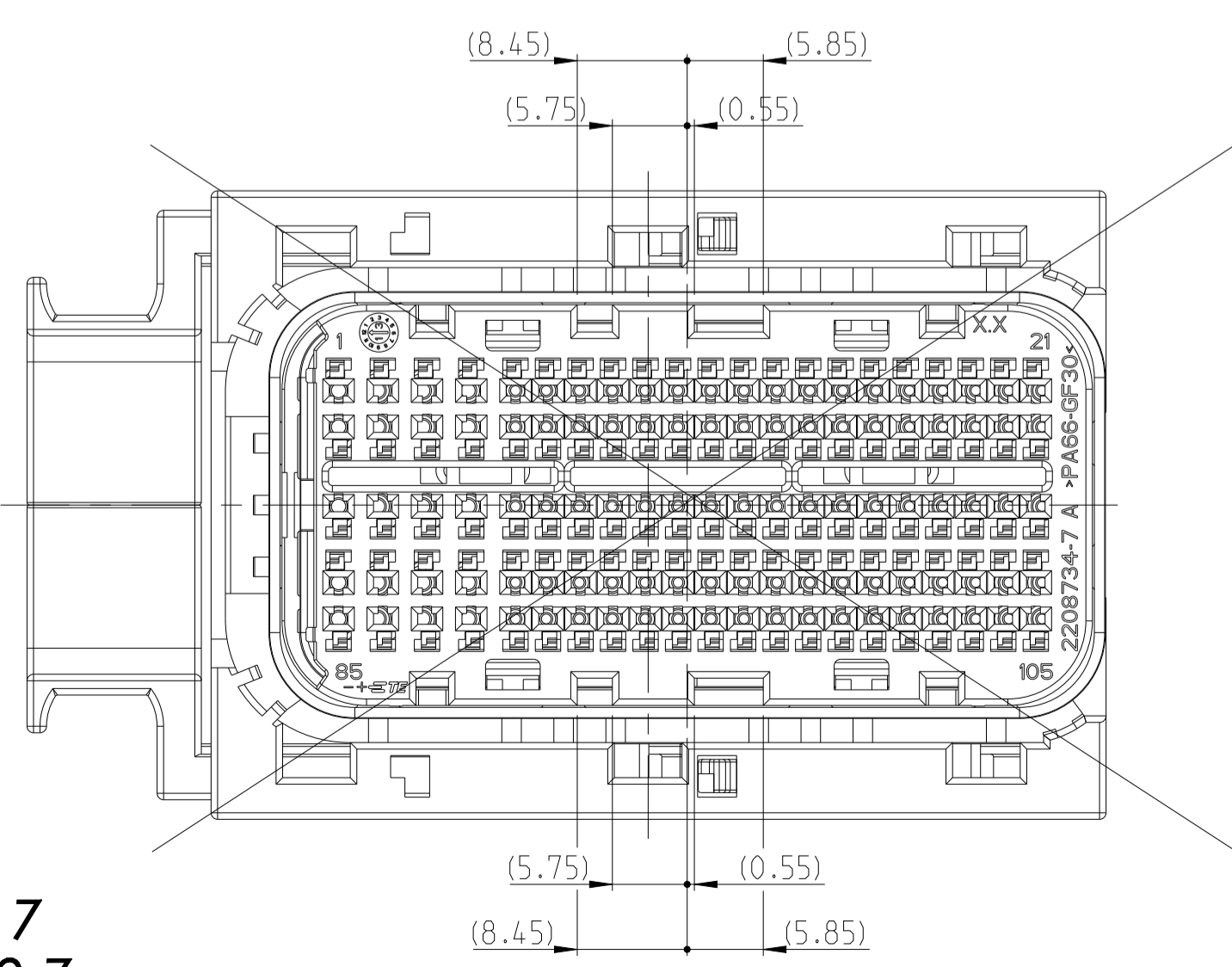
CODING 4
 1-2208720-4



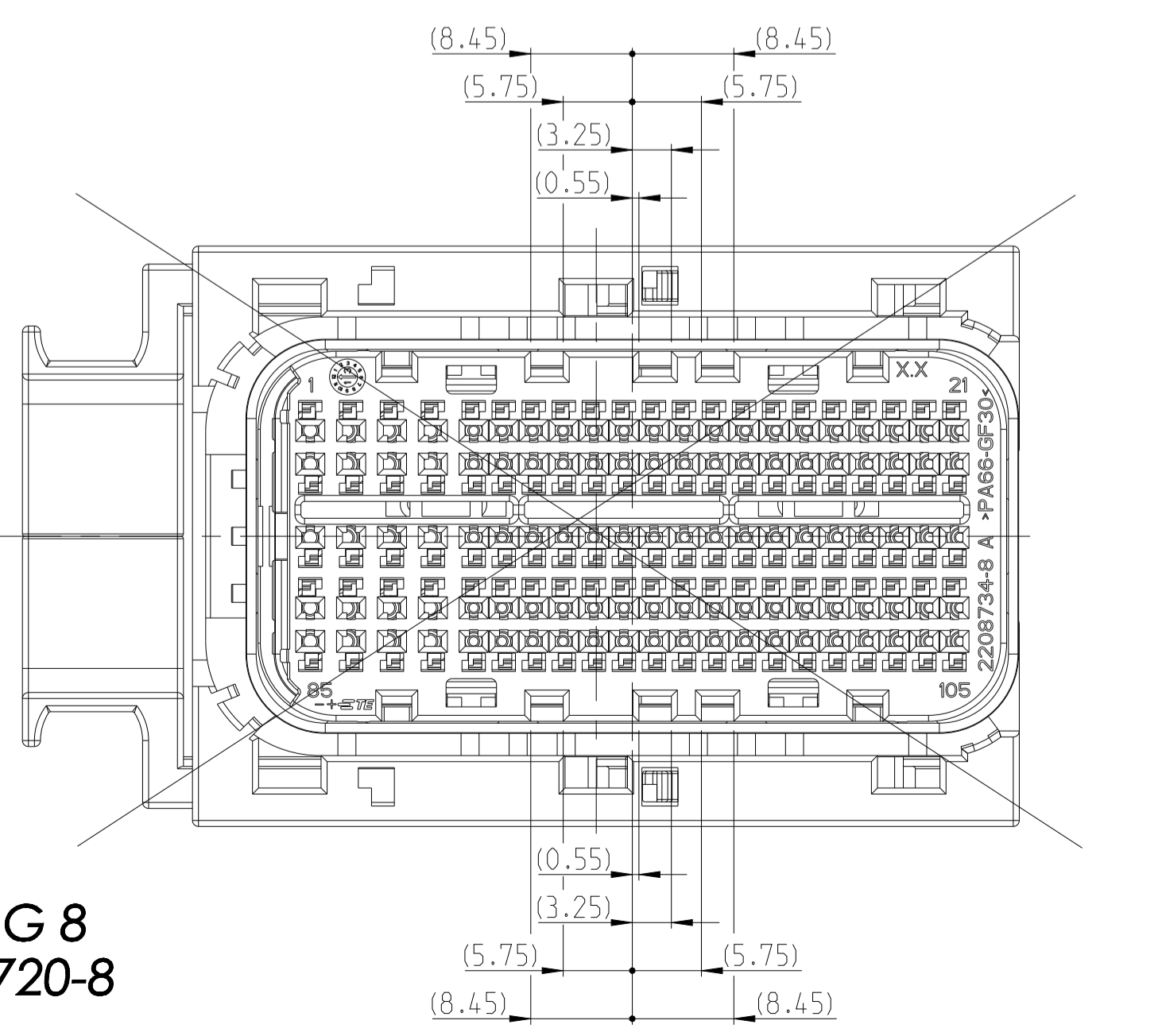
CODING 5
 1-2208720-5



CODING 6
 1-2208720-6



CODING 7
 1-2208720-7



CODING 8
 1-2208720-8

PRODUCT CHARACTERISTICS ACC. QMP EMEA_12
 BESONDERE MERKMALE NACH QMP EMEA_12

TOLERANCES UNLESS OTHERWISE SPECIFIED ACC. TO DIN 16901-140@CENTRIC TO NOMINAL DIMENSION. EDITION 1992-11 SHALL APPLY.
 Feinmaßtoleranzen nach DIN 16901-140@. Es gilt die Ausgabe 1992-11.

THIS DRAWING IS A CONTROLLED DOCUMENT.
 DIMENSIONING AND TOLERANCING PER GPS (ISO STANDARDS)

DIMENSIONS: MASSENHEITEN: mm

TOLERANCES UNLESS OTHERWISE SPECIFIED: ALLE TOLERANZEN:

0	PLC	±
1	PLC	±
2	PLC	±
3	PLC	±
4	PLC	±

ANGLES & UNITS: WINKEL- & EINHEIT: ° / °

MATERIAL: SEE TABLE

WEIGHT: GEWICHT: -

Customer Drawing

APVD: RAMESH S 16SEP2013
 CHK: M ZAYC 18SEP2013
 APVD: GOP1 KT 20SEP2013

NAME: 105 WAY CONNECTOR ASSY
 MCON 1.2 CB

SIZE: A1
 CAGE CODE: -
 DRAWING NO: 2208720
 SHEET: 2 OF 2

RESTRICTED TO: NUR FÜR: -

SCALE: MASSSTAB: 2:1

REVISIONS: 1