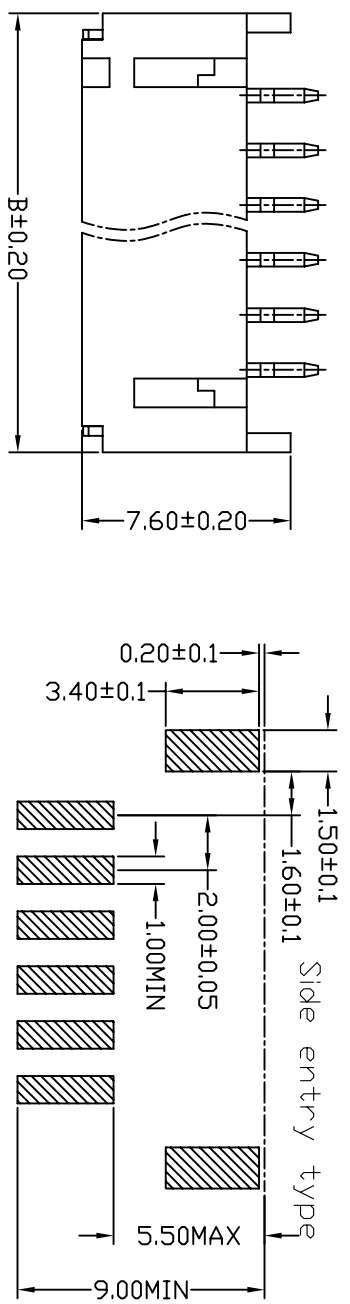
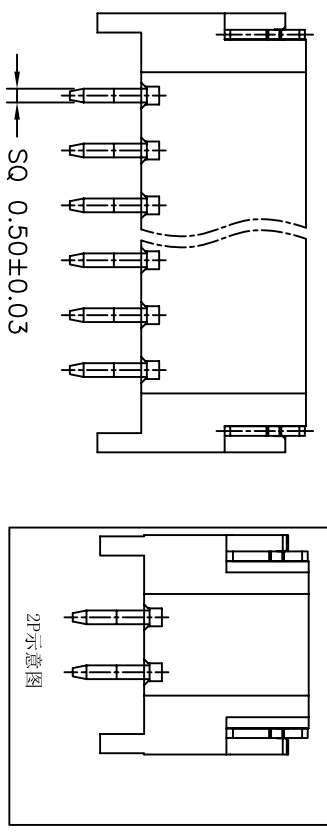
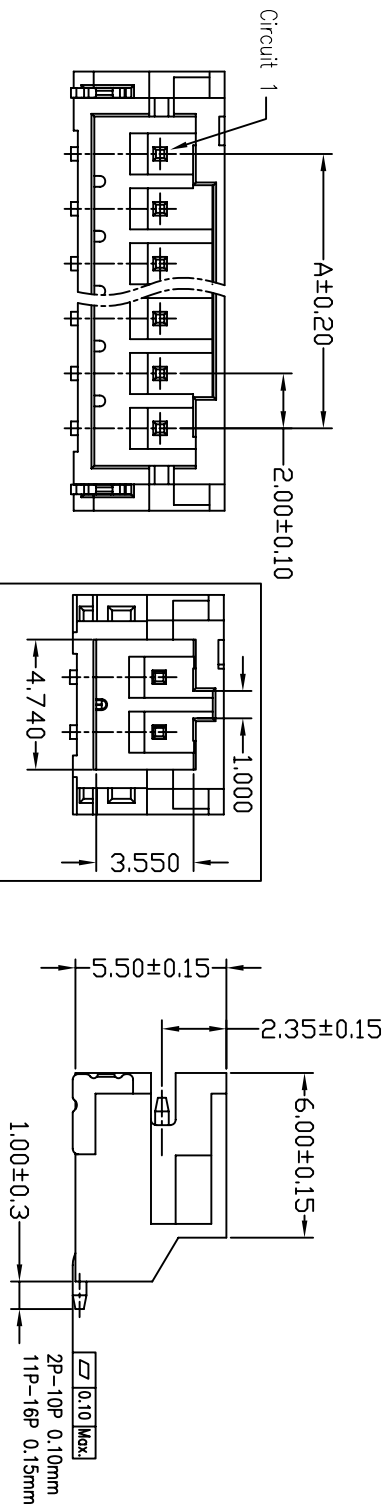


| REV | ECN NO. | DESCRIPTION | DATE | DESIGN |
|-----|---------|------------------|----------|--------|
| A/2 | | 新增PIN针规格&插入力&拔出力 | 18/03/29 | 王越春 |



Specifications:
 Current rating: 2A AC/DC.
 Voltage rating: 100V AC/DC
 Temperature range: -40°C~+105°C.
 Contact resistance: 10mΩ Max.
 Insulation resistance: 1000MΩ Min.
 Withstanding voltage: 800V AC/minute.
 Material: PA9T/LCP, UL94V-0.
 PIN: Brass 0.5*10.00
 Terminal/Housing Retention Force: 14.7N(1.5kgf)Min
 Terminal Insertion Force: 9.8N(1.0kgf)Max



| PART NO. | Dimensions | |
|---------------|------------|-------|
| | A | B |
| A2001WR-S-02P | 2.00 | 8.00 |
| A2001WR-S-03P | 4.00 | 10.00 |
| A2001WR-S-04P | 6.00 | 12.00 |
| A2001WR-S-05P | 8.00 | 14.00 |
| A2001WR-S-06P | 10.00 | 16.00 |
| A2001WR-S-07P | 12.00 | 18.00 |
| A2001WR-S-08P | 14.00 | 20.00 |
| A2001WR-S-09P | 16.00 | 22.00 |
| A2001WR-S-10P | 18.00 | 24.00 |
| A2001WR-S-11P | 20.00 | 26.00 |
| A2001WR-S-12P | 22.00 | 28.00 |
| A2001WR-S-13P | 24.00 | 30.00 |
| A2001WR-S-14P | 26.00 | 32.00 |
| A2001WR-S-15P | 28.00 | 34.00 |
| A2001WR-S-16P | 30.00 | 36.00 |

CNJM Joint More Precision electronics Co., Ltd.

| DIM | TOL | DIM | TOL |
|------|------|-------|-----|
| X | / | X* | / |
| XX | 0.25 | XX* | / |
| XXX | 0.15 | XXX* | / |
| XXXX | 0.10 | XXXX* | / |

| | | | |
|-----------|------------|--------------|-----------------------|
| DRAW' NO. | DATE | P/N NO. | DRAW' NAME: |
| DESIGN | 2018.03.29 | A2001WR-S-NP | 2.0mm pitch 90° wafer |
| CHECK | 陈雪峰 | | |
| REVIEW | 杨 桦 | | |
| REV: A/2 | SCALE 1:1 | UNIT: mm | SHEET 1 OF 1 |