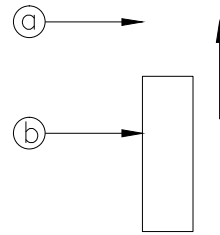
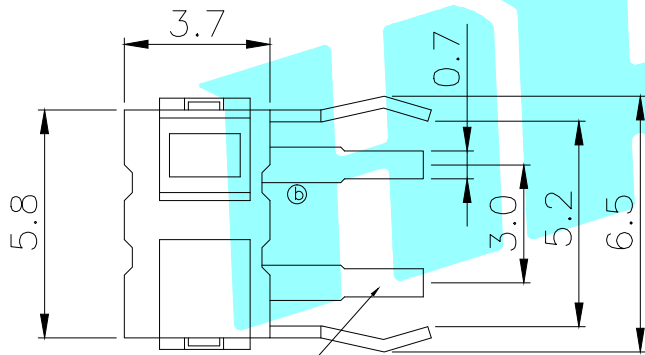
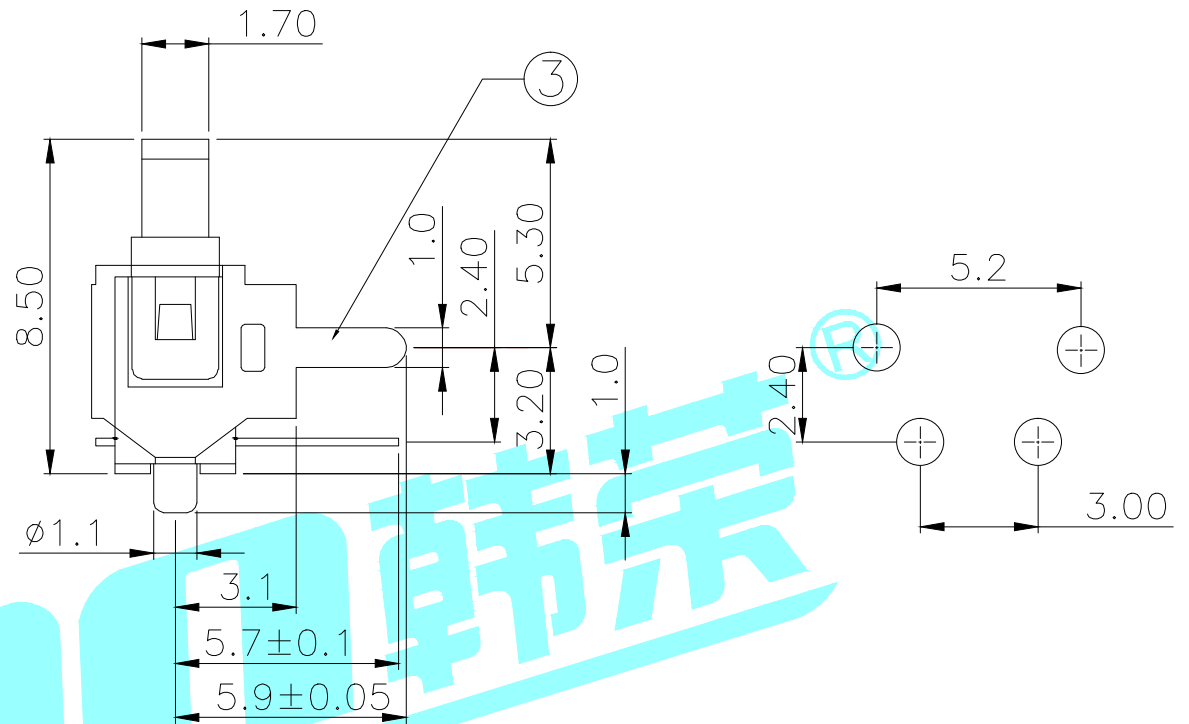
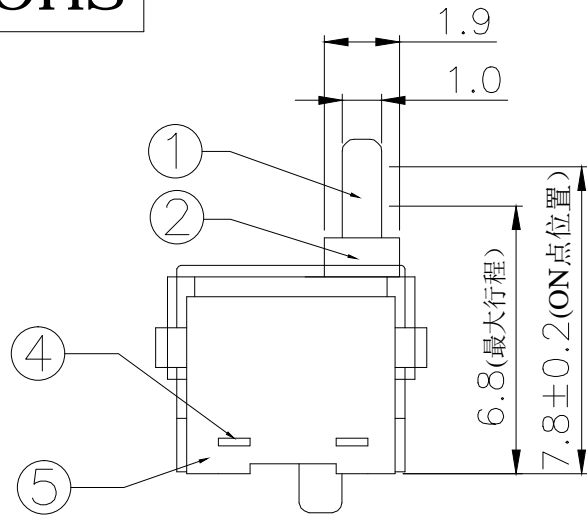


ROHS



Circuit Diagram

NOTE:
 Contact Resistance: 200 mΩ Max.
 Operating Force: 50±10gf
 Lifetime: 100,000 Cycles

⑤	Base	—	1	PPA	Black	—
④	Terminal	—	2	Phosphor Bronze	Ag Plated	—
③	Trestle	—	1	SPCC	Cr Plated	—
②	Cover	—	1	POM	Black	—
①	Knob	—	1	POM	Black	—
ITEM	PART NAME	TER'NO.	QTY.	MATERIAL	FINISHING	REMARK

APPROVALS		DATE		 ELECTRONICS CO.,LTD		
DRAWN	LIUCAN	2020.12.08				
CHECKED				TITLE: DETECTOR SWITCHES		
APPROVALS				PART NO. K5-1120AA-02		
TOLERANCES ARE		30~以上 ±0.30	ANGLE	UNIT: mm	SCALE: 1:1	PROJ:
		10~30 ±0.20	±2'	DRAWING NO.		SHEET 1 OF 1
		5~10 ±0.15				
		~ 5 ±0.10				

_____	A	_____	NEW	_____	_____	_____
ECN NO.	REV.	DATE.	DESCRIPTION.	CHANGE.	CHECK.	APPRO.