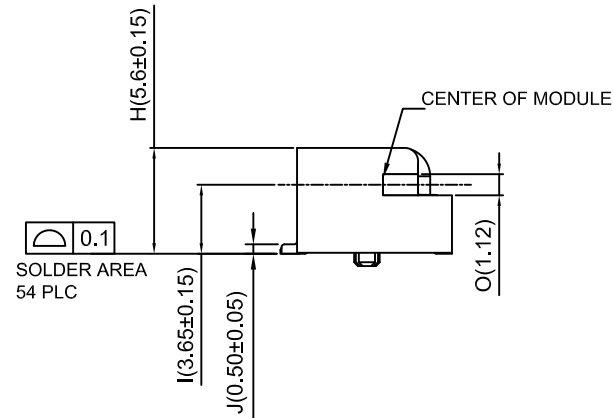


NOTES:

- MATERIAL:**
HOUSING: THERMOPLASTIC, HIGH TEMP, UL94V-0, BLACK COLOR,
CONTACTS: COPPER ALLOY,
PEGS: COPPER ALLOY.
- FINISH:**
CONTACTS: SELECTED GOLD PLATING ON THE CONTACT AREA,
1u" MIN. GOLD PLATING ON THE SOLDER TAILS,
50 u" MIN. NICKEL UNDERPLATING OVER ALL.
PEGS: 120u" MIN. MATTE-TIN OVER 50u" MIN. NICKEL.
- DATE CODE:**
YYWWDD
YY: YEAR (19: 2019)
WW: WEEK (25: THE 25TH WEEK)
DD: (D1~D7: SUNDAY~SATURDAY)



Ordering Information:

PCIE-0801WRB-S-F-52P - *** - ** - ***
1 2 3 4

- Part No.
- Height (Size H):
(Blank): 5.60mm
H40: 4.00mm
H68: 6.80mm
H70: 7.00mm
H80: 8.00mm
H90: 9.00mm
H99: 9.90mm
- Material:
(Blank): Halogen
HF: Halogen Free
- Finish:
(Blank): Gold over Nickel
G10: Gold over Nickel(Au:10u")
G30: Gold over Nickel(Au:30u")

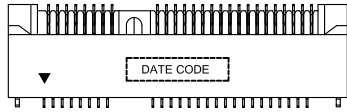
CJTconn CHANGJIANG CONNECTORS CO.,LTD.

Unit	Scale	Sheet
mm	2.5:1	1 of 5
Draw By:	Approved :	
Diankui Wan	Jack Yin	

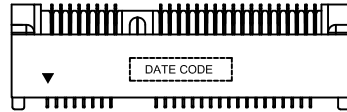
Title :
MINI PCI Express
0.80mm Pitch
4.00~9.90mm Height

REV	DESCRIPTION	DATE	General Tolerance	PROJECT
A1	CHANGE THE INFORMATION	2019.10.08	x.xx±0.25	PROJECT
A0	NEW RELEASE	2016.11.10	x.xx±0.20	
			x.xxx±0.15	

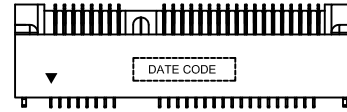
DRAW NO : PCIE-0801WRB-S-F-52P REV A1



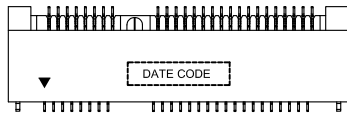
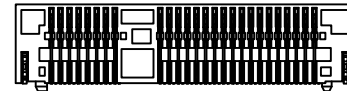
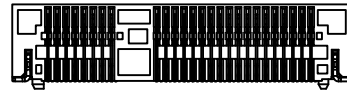
H40



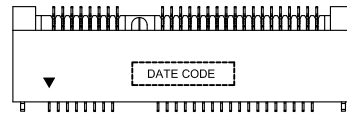
H68



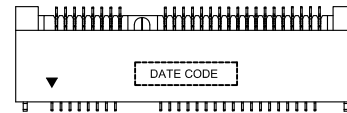
H70



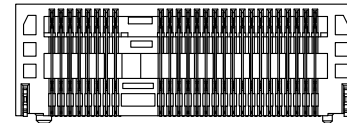
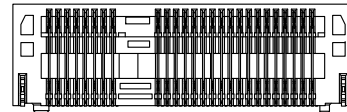
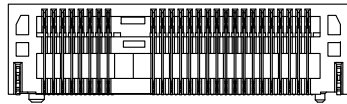
H80



H90



H99



Ordering Information & Dimensions

Height (H)	Dimensions (mm)														
	A	B	C	D	E	I	J	L	N	O	Q	R	S	T	U
5.60	5.56	29.90	25.90	28.30	8.20	3.65	0.50	0.82	0.70	1.12	27.22	6.50	4.10	1.85	17.05
4.00	5.55	29.90	25.90	28.30	8.40	2.05	0.50	0.82	0.70	1.12	25.62	4.90	2.50	0.25	15.45
6.80	5.56	29.90	25.90	28.73	8.20	4.85	0.35	1.05	0.70	1.12	28.42	7.70	5.30	3.05	18.25
7.00	5.56	29.90	25.90	28.30	8.20	5.05	0.50	0.82	0.70	1.12	28.62	7.90	5.50	3.25	18.45
8.00	6.30	30.00	26.00	28.30	8.40	6.05	0.50	0.82	0.70	1.16	29.67	8.90	6.50	4.25	19.45
9.00	6.30	30.00	26.00	28.30	8.40	7.05	0.50	0.82	0.70	1.16	30.62	9.90	7.50	5.25	20.45
9.90	6.45	30.00	26.00	28.30	8.40	7.95	0.50	0.82	0.65	1.16	31.57	10.80	8.40	6.15	21.35

CJTconn CHANGJIANG CONNECTORS CO.,LTD.

Unit	Scale	Sheet
mm	1.5:1	2 of 5

Draw By:	Approved :
Diankui Wan	Jack Yin

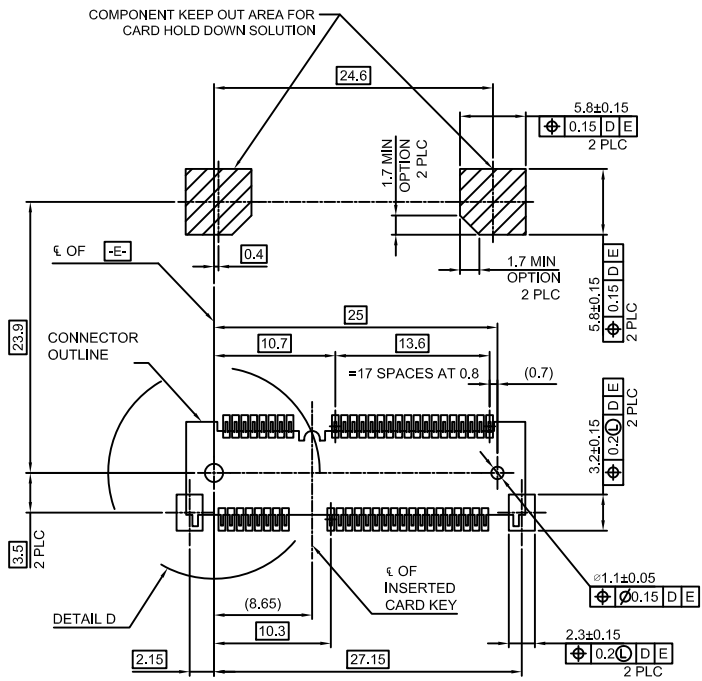
Title :
MINI PCI Express
0.80mm Pitch
4.00~9.90mm Height

General Tolerance

A1	CHANGE THE INFORMATION	2019.10.08	x.x±0.25	PROJECT
A0	NEW RELEASE	2016.11.10	x.xx±0.20	
REV	DESCRIPTION	DATE	x.xxx±0.15	

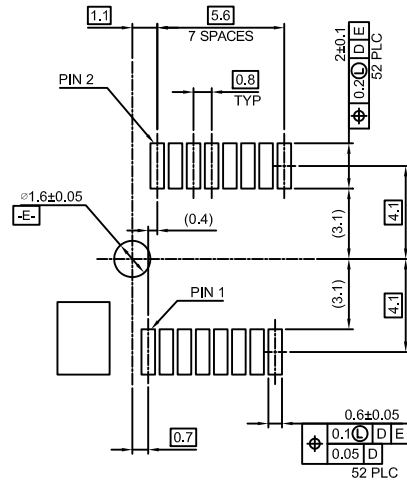
DRAW NO : PCIE-0801WRB-S-F-52P

REV
A1

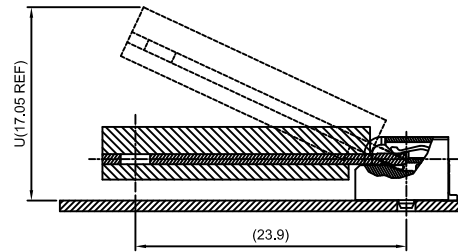


[-D-] IS THE TOP SURFACE OF PCB.

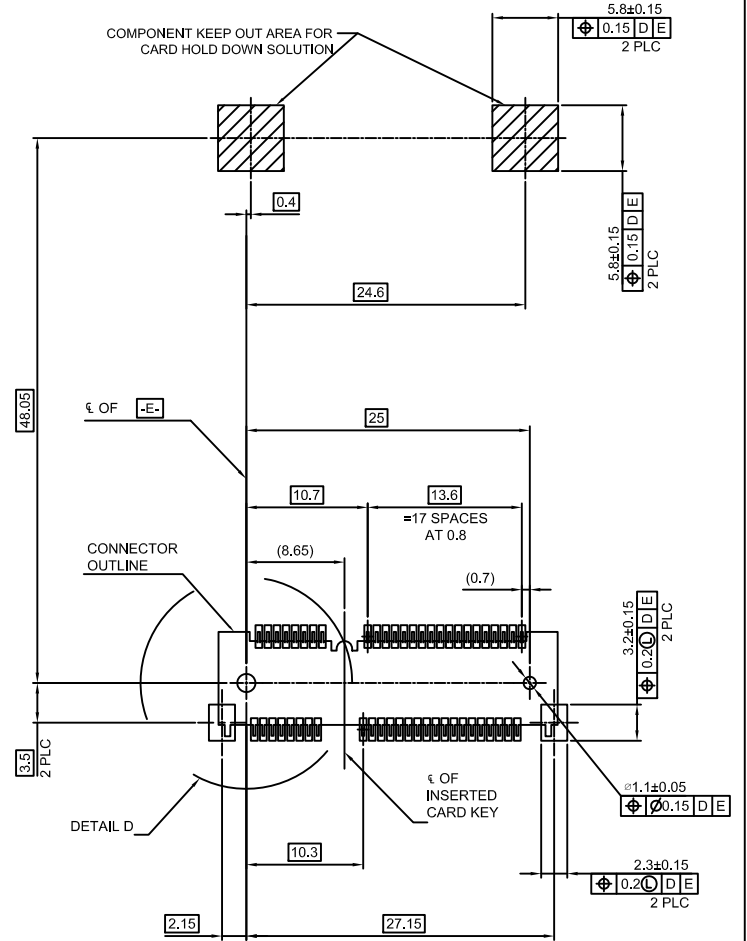
RECOMMENDED P.C. BOARD PATTERN LAYOUT
FOR HALF CARD CONNECTOR
(TOP VIEW)



DETAIL D
SCALE 2:1

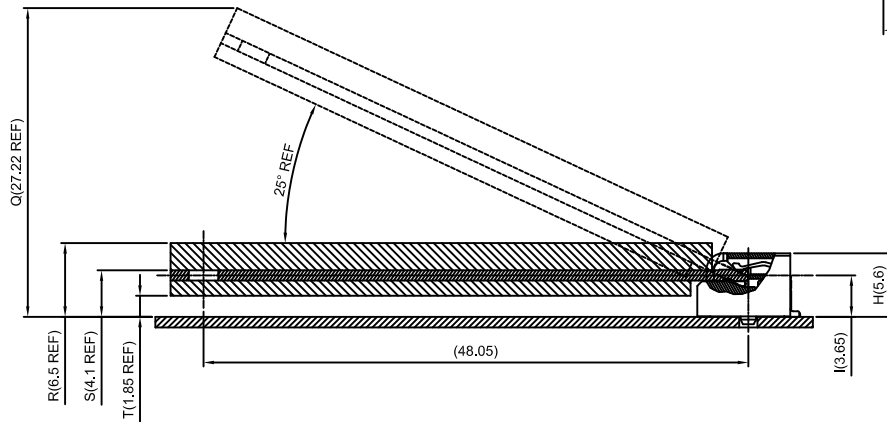


EJECT HEIGHT
FOR HALF CARD



[-D-] IS THE TOP SURFACE OF PCB.

RECOMMENDED P.C. BOARD PATTERN LAYOUT
FOR FULL CARD CONNECTOR
(TOP VIEW)



EJECT HEIGHT
FOR FULL CARD

CJTconn CHANGJIANG CONNECTORS CO.,LTD.

Unit	Scale	Sheet
mm	1.5:1	3 of 5
Draw By:	Approved :	
Diankui Wan	Jack Yin	

Title :
MINI PCI Express
0.80mm Pitch
4.00~9.90mm Height

REV	DESCRIPTION	DATE	General Tolerance	PROJECT
A1	CHANGE THE INFORMATION	2019.10.08	x.xx±0.25	PROJECT
A0	NEW RELEASE	2016.11.10	x.xx±0.20	
			x.xxx±0.15	

DRAW NO : PCIE-0801WRB-S-F-52P

REV
A1

