

D20SB10 Thru D20SB100

High Current Glass Passivated Molding Single-Phase Bridge Rectifier

Reverse Voltage 100 to 1000V Forward Current 20 A

FEATURES

- Plastic Package has Underwriters Laboratory Flammability Classification 94V-0
- High current capacity with small package
- Glass passivated chip junctions
- Superior thermal conductivity
- High IFSM



1. Maximum & Thermal Characteristics Ratings at 25°C ambient temperature unless otherwise specified.

| Parameter Symbol | | Symbol | D20SB10 | D20SB20 | D20SB40 | D20SB60 | D20SB80 | D20SB100 | Unit |
|---|---|------------------|--|---------|---------|---------|---------|----------|--------------------|
| Maximum repetitive voltage | | VRRM | 100 | 200 | 400 | 600 | 800 | 1000 | V |
| Maximum RMS Voltage | | VRMS | 70 | 140 | 280 | 420 | 560 | 700 | V |
| Maximum DC Blocking Voltage | | VDC | 100 | 200 | 400 | 600 | 800 | 1000 | V |
| Maximum DC reverse current TA=25 °C | | IR | 5 | | | | | | μA |
| at rated DC blocking voltage TA=125°C | | | 500 | | | | | | |
| Maximum average forward rectified output current at | With heatsink Tc=100°C ⁽¹⁾ | Io | 20 | | | | | | A |
| | Without heatsink Ta=25°C ⁽²⁾ | | 3.5 | | | | | | A |
| Peak forward surge current 8.3ms single half sine-wave superimposed on rated load | | IFSM | 300 | | | | | | A |
| Rating of fusing (t<8.3ms) | | I ² t | 373 | | | | | | A ² sec |
| Dielectric strength terminals to case, AC 1 minute Current 1mA | | Vdia | 2.5 | | | | | | KV |
| Max instantaneous forward voltage at 10A | | VF | 1.05 | | | | | | V |
| Operating junction temperature | | TJ | -55~150 | | | | | | °C |
| Maximum thermal on P.C.B. without heat-sink | | RθJA | 22 | | | | | | °C/W |
| resistance per leg on Al plate heat-sink | | RθJC | 1.5 | | | | | | |
| Storage temperature | | Tstg | -55~150 | | | | | | °C |
| Mounting torque | | Tor | Rating Torque : 0.8 (Suggests 0.45~0.65) | | | | | | N.m |

Notes:

- (1) Unit case mounted on aluminum plate heatsink
- (2) Units mounted on P.C.B. without heatsink

D20SB10 Thru D20SB100

2. Ratings and Characteristic Curves (TA = 25°C unless otherwise noted)

Fig. 1 Derating Curve

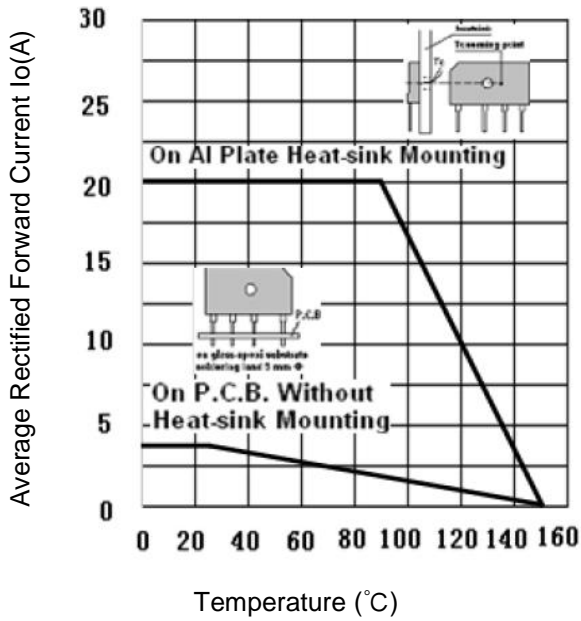


Fig.2 Typical Reverse Characteristics

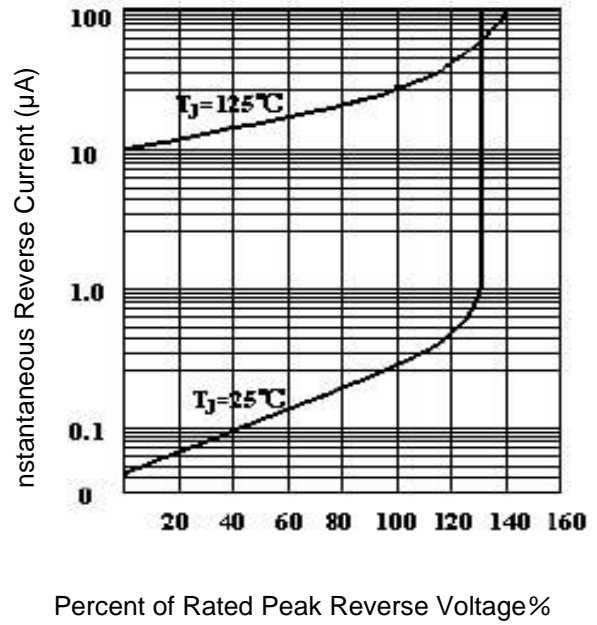


Fig.3 Forward Voltage

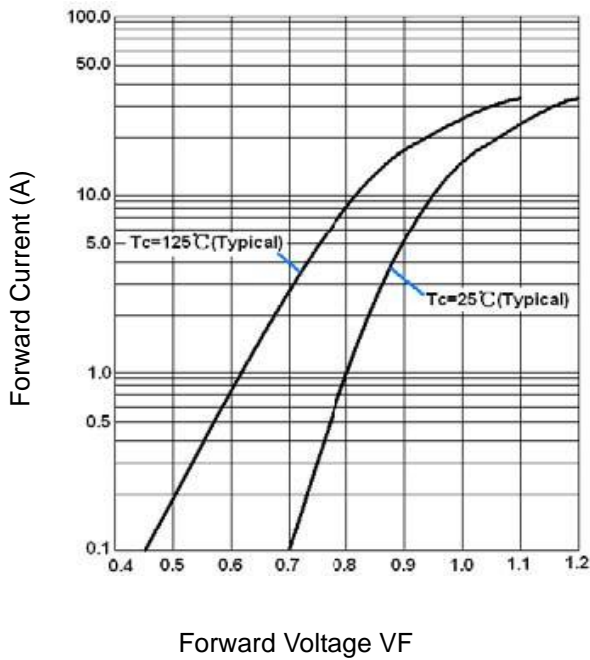
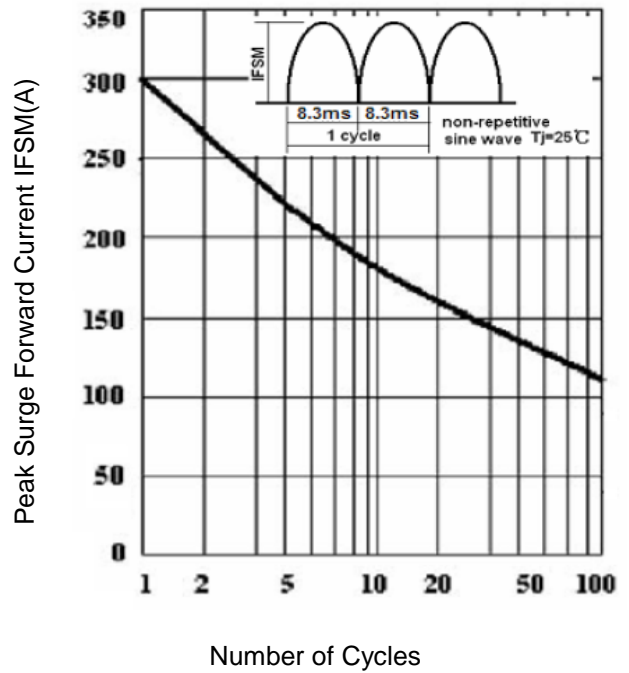
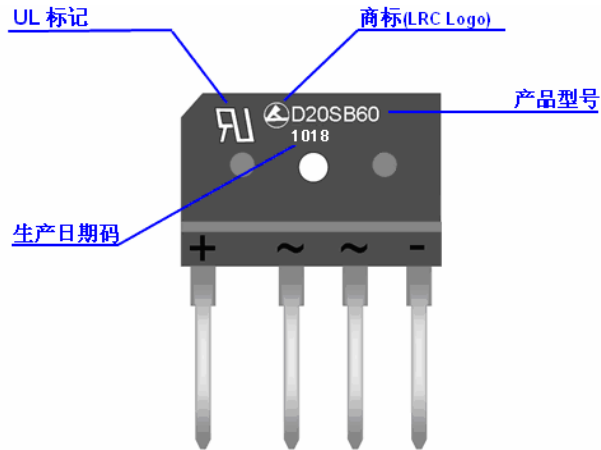


Fig.4 Peak Surge Forward Capability



D20SB10 Thru D20SB100

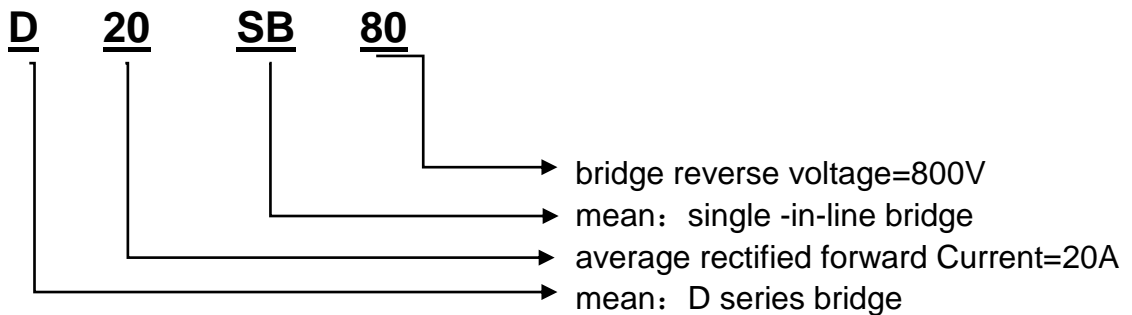
3. Marking Identification



Note:

生产日期码包含4位数字，例如“1010”，前两个数字“10”表示为2010年，另外二个数字“18”是指第18周，即表示该产品为2010年18周生产。

型号：



4. Dimension

