



ABS22-ABS210 SURFACE MOUNT BRIDGE RECTIFIERS

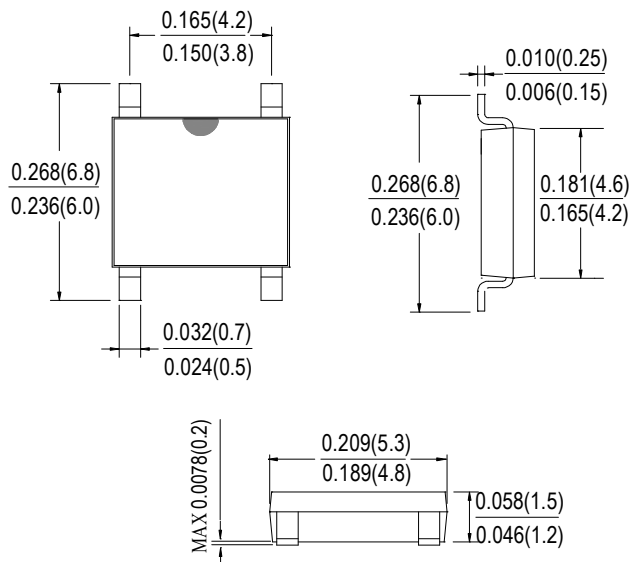
Features

- Glass passivated die construction
- Low forward voltage drop
- High current capability
- High surge current capability
- Designed for surface mount application
- Plastic material-UL flammability 94V-O
- UL Recognized File # E476623

Mechanical Data

- Case: SOPA-4, molded plastic
- Terminals: plated leads solderable per MIL-STD-202, Method 208
- Polarity: as marked on case
- Mounting position: Any
- Marking: type number

ABS



Dimensions in inches and (millimeters)

Maximum Ratings and Electrical Characteristics

Rating at 25°C ambient temperature unless otherwise specified.
Single Phase, half wave, 60Hz, resistive or inductive load.
For capacitive load, derate current by 20%.

TYPE NUMBER	SYMBOL	ABS22	ABS24	ABS26	ABS28	ABS210	UNITS
Peak Repetitive Reverse Voltage Working Peak Reverse Voltage DC Blocking Voltage	V_{RRM}						V
	V_{RWM}	200	400	600	800	1000	
	V_{DC}						
RMS Reverse Voltage	V_{RMS}	140	280	420	560	700	V
Average Rectified Output Current @ $T_c = 100^\circ\text{C}$	$I_{F(AV)}$	2.0					A
Non-Repetitive Peak Forward Surge Current 8.3ms Single half sine-wave superimposed on rated load (JEDEC Method)	I_{FSM}	60					A
Rating for fusing ($t < 8.3\text{ms}$)	$I^2 t$	14.94					A^2s
Forward Voltage per element @ $I_F = 1.0\text{A}$ @ $I_F = 2.0\text{A}$	V_{FM}	0.95					V
		1.0					
Peak Reverse Current @ $T_A = 25^\circ\text{C}$ At Rated DC Blocking Voltage @ $T_A = 125^\circ\text{C}$	I_R	5.0					μA
		200					
Typical Thermal Resistance per leg	$R_{\theta JA}$	62.5					$^\circ\text{C/W}$
	$R_{\theta JL}$	25					
Operating and Storage Temperature Range	T_J, T_{STG}	-55to+150					$^\circ\text{C}$



ABS22-ABS210 SURFACE MOUNT BRIDGE RECTIFIERS

Characteristic Curves ($T_A=25\text{ }^\circ\text{C}$ unless otherwise noted)

FIG.1 FORWARD CURRENT DERATING CURVE

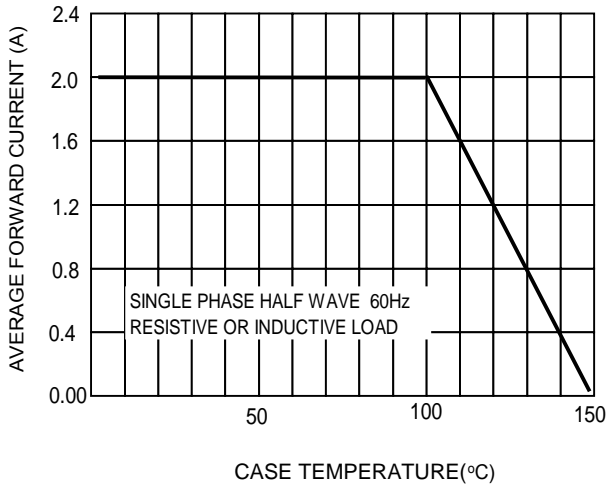


FIG.2 TYPICAL FORWARD CHARACTERISTICS

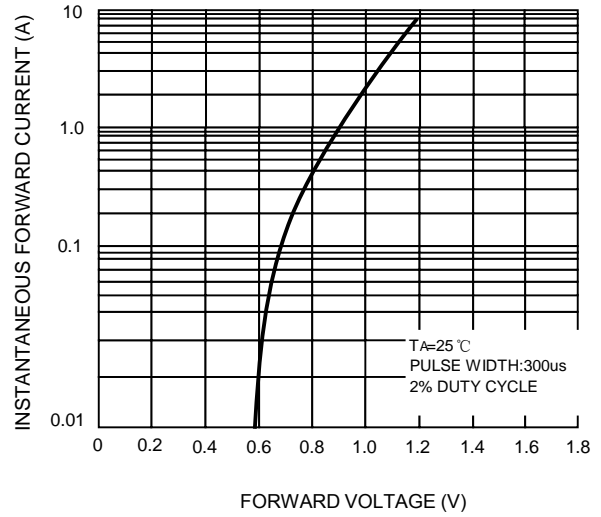


FIG.3 MAXIMUM NON-REPETITIVE FORWARD SURGE CURRENT

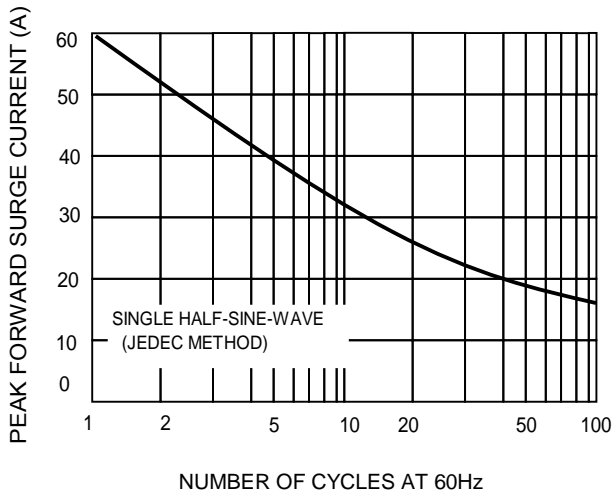
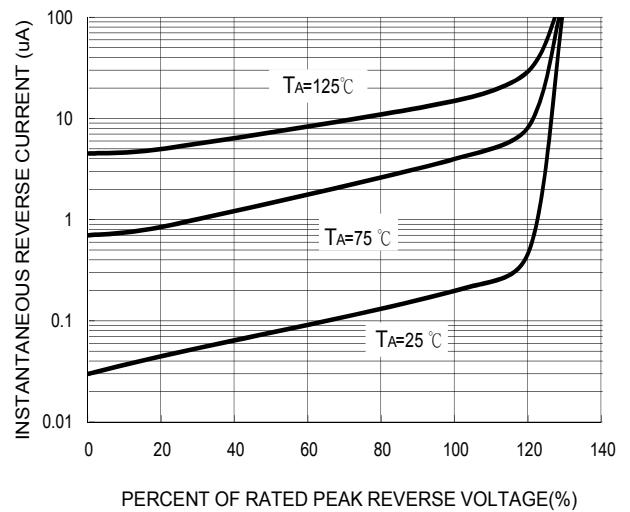


FIG. 4 TYPICAL REVERSE CHARACTERISTICS



ABS PAD LAYOUT

